

STATE OF NEW YORK:

COUNTY OF GREENE:

I, Marilyn Farrell, County Clerk of the County of Greene, do hereby certify that the foregoing statements for the:

Records Management

Greene County Recording Office

Mortgage Tax receipts

Greene County Department of Motor Vehicles Office

are a true and accurate annual accounting of the money received by the Greene County Clerk's Office for the year 2021.

Marilyn Farrell

Marilyn Farrell
Greene County Clerk
March 31, 2022

The County Clerk's Office is a state constitutional office that is the main depositor for records created within the county. The County Clerk serves as the Clerk of the Corporation of Greene County. The County Clerk serves as a register of mortgages and deeds and of all records pertaining to real property within Greene County including judgments and liens. The County Clerk also serves as clerk of the Supreme and County Courts and is commissioned to not only collect all fees of the courts but to also protect, produce upon request and preserve court records.



County Clerk

York State supplies the county motor vehicle office with computer equipment, support, and all necessary forms and literature to run the DMV on behalf of the state. The county retains 12.7% of many transactions performed at the county DMV. In addition, the county is allowed to retain \$1.00 for each of the first 5,000 transactions in which sales tax has been collected for NYS. After the initial 5,000 transactions, the county is allowed to retain \$.75 per transaction.

In 2011, the NYS Association of County Clerks negotiated with the NYS Department of Motor Vehicle Office to receive revenue from internet usage from county residents after meeting the state issued threshold. In 2021, Greene County received 3.25 % of the internet revenue that resulted from usage of the DMV website that was over and above \$506,001.75.

The DMV Office and the County Clerk's Office offer EZ Pass Tags for sale. These are purchased for \$21.00 each and sold for \$25.00 each. In addition to the \$4.00 profit, offering these for sale at our location provides a service to our constituents.

The Greene County Records Management Program was established by New York State Mandate in 1988. We adopted Retention Schedule CO-2 in 1989 by a resolution of the County Legislature, and our first Records Management Officer (RMO) was appointed in 1989.

The Records Management Program operates the County's Records Center, where archived records are stored and serviced. In addition to storage and retrieval of records, we also perform routine destruction of obsolete files, and advise other departments within the County on records issues.

Records Center staff consists of a Records Management Director, Records Inventory Clerk and per-diem clerks as needed. The Record Management staff is currently working on digitization of Public Defender and Probation records.

The Greene County Clerk's Office collects and distributes monies for various state agencies. The county's share of these collections is submitted to the county treasurer on a monthly basis with a report detailing the collections.

Bail monies, levied by the county judges, are paid in to court through the county clerk's office as well as monies held in trust. These are transferred to the county treasurer's office within 48 hours of receiving the order to do so from the courts.

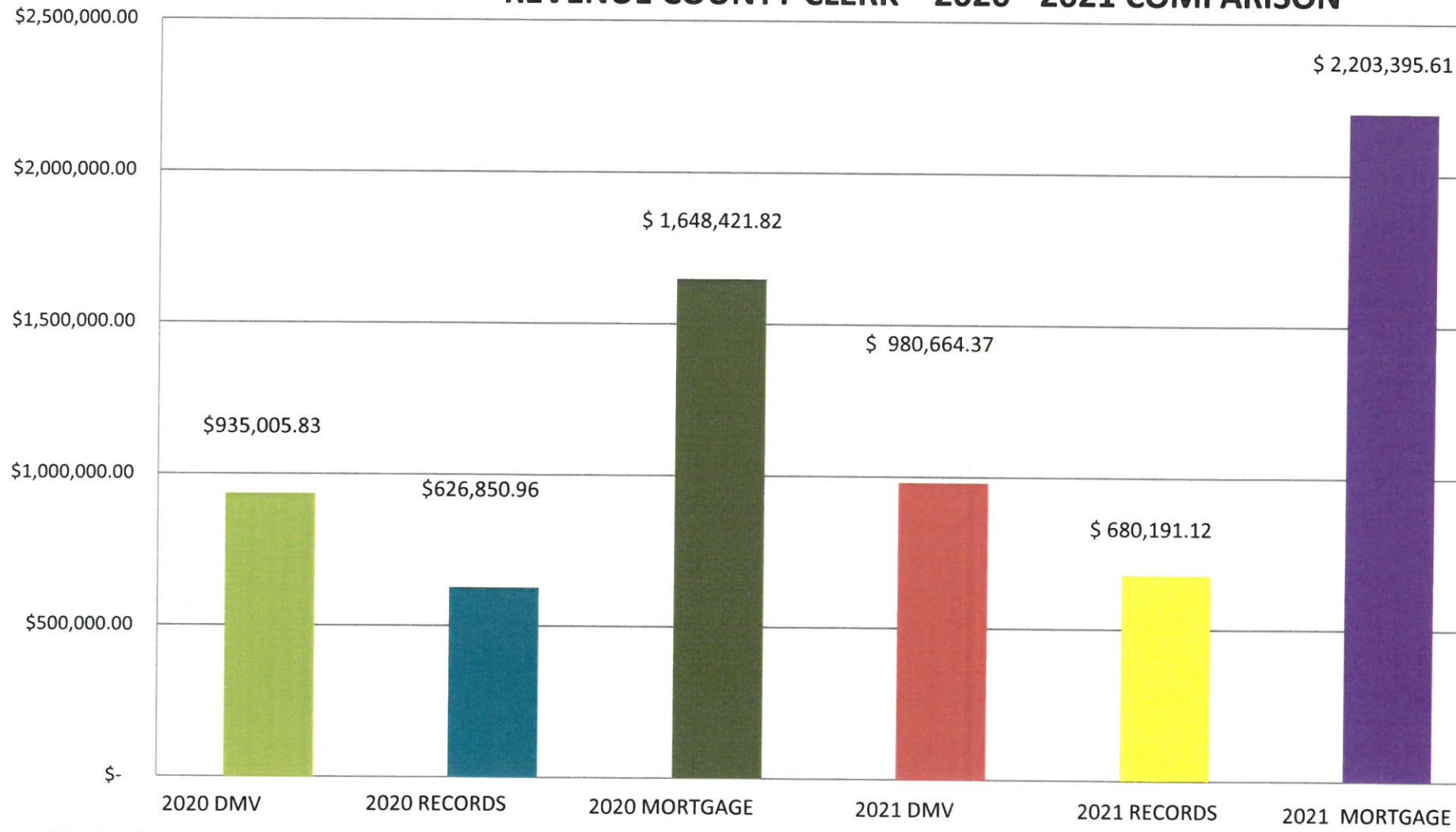
Our office is an Acceptance Facility for passport applications. The US Department of State provides us with applications and other forms applicants may need. For every application that we process an execution fee of \$35 is retained by the County Clerk. We also take passport photos to submit with the application. Our office also takes photos for passport renewals, licenses (ie: cosmetology), and attorneys for their court ID.

The County Clerk, in accordance with Vehicle and Traffic Law, acts as an agent for the Commissioner of the New York State Motor Vehicle Department. New

GREENE COUNTY CLERK
STATEMENT OF ALL MONIES RECEIVED AND DISBURSED
2021

RECEIVED			
	Undertakings	\$14,891.79	
	E&A Transfer Report	\$511,500.00	
	Mortgage Tax*	\$5,531,986.64	
	Mortgage Tax held 2020	\$55,665.00	
	Motor Vehicles	\$48,915,230.73	
	DMV INTERNET/EZ PASS	\$37,583.43	
	Clerk Fees*	\$611,915.67	
	Judicial-State Revenue Account*	\$276,921.34	
	Notary	\$10,160.00	
	Cultural Ed/Rec Mgmt*	\$192,230.72	
	Transfer Tax*	\$2,650,119.67	
	TOTAL RECEIVED	\$58,808,204.99	
DISBURSED			
	COUNTY TREASURER-COUNTY REVENUE		
	Clerk Fees*		\$606,265.67
	DMV INTERNET/EZ PASS		\$37,583.43
	MOTOR VEHICLES		\$980,664.37
	Judicial Fees*		\$29,595.44
	Local Mortgage Tax *		\$2,203,395.61
	Mortgage Interest Retained		\$81.20
	Mortgage Tax Expense		\$82,977.48
	Notary		\$3,480.00
	State Education(Records)*		\$9,611.13
	E&A Transfer Report		\$27,900.00
	Transfer Tax Commission*		\$3,338.88
	TOTAL		\$3,984,893.21
	COUNTY TREASURER FOR DISBURSAL		
	Undertakings		\$14,891.79
	Basic Mortgage Tax *		\$2,199,979.69
	DWI Fines		\$5,650.00
	TOTAL		\$2,220,521.48
	NEW YORK STATE		
	Cultural Ed*		\$136,943.31
	Judicial*		\$247,325.90
	LGRMIF*		\$45,676.28
	Notary		\$6,680.00
	NYS Motor Vehicles		\$47,934,566.36
	State of NY Mortgage Agency *		\$1,021,640.99
	E&A Transfer Report(NYSORPS)		\$483,600.00
	Transfer Tax*		\$2,646,780.79
	TOTAL		\$52,523,213.63
	APPORTIONMENTS TO OTHER COUNTIES & REFUNDS		
	MORTGAGE TAX BEING HELD FOR DISTRIBUTION BY COUNTY CLERK 12/31/21		\$19,691.42
	TOTAL DISBURSED		\$59,885.25
	*includes interest		\$58,808,204.99

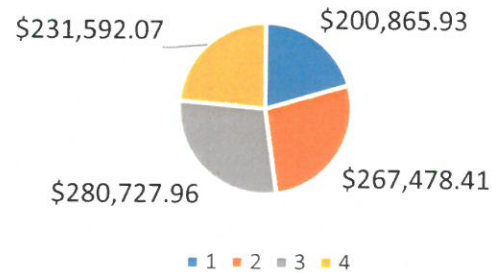
REVENUE COUNTY CLERK 2020 - 2021 COMPARISON



2021 MONTHLY BREAKDOWN REGISTRATIONS

2020	MONTH	MISC	NJ SERVICES	NY SERVICES	GREENE	TOTAL
\$79,238.10	January	\$12,173.36	\$22,662.83	\$22,616.32	\$13,134.67	\$70,587.18
\$71,845.90	February	\$11,157.98	\$15,961.26	\$18,523.36	\$17,612.54	\$63,255.14
\$66,666.94	March	\$16,776.88	\$20,643.72	\$28,810.90	\$28,160.08	\$94,391.58
\$15,645.94	April	\$13,896.19	\$18,498.76	\$33,637.79	\$29,632.20	\$95,664.94
\$36,596.11	May	\$28,466.10	\$21,711.06	\$31,263.11	\$10,500.54	\$91,940.81
\$91,195.42	June	\$21,403.49	\$26,089.20	\$35,950.56	\$19,089.59	\$102,532.84
\$106,138.13	July	\$17,417.23	\$23,820.60	\$27,323.35	\$18,467.73	\$87,028.91
\$104,861.18	August	\$19,231.37	\$23,603.59	\$16,274.67	\$18,868.97	\$77,978.60
\$90,842.05	September	\$18,190.19	\$31,207.38	\$18,194.37	\$18,534.94	\$86,126.88
\$89,414.35	October	\$16,096.41	\$22,134.39	\$17,177.00	\$17,916.37	\$73,324.17
\$78,558.82	November	\$13,722.30	\$20,122.42	\$14,253.62	\$18,979.45	\$67,077.79
\$69,117.50	December	\$12,334.43	\$21,023.20	\$16,702.91	\$20,694.99	\$70,755.53
\$900,120.44	TOTALS	\$200,865.93	\$267,478.41	\$280,727.96	\$231,592.07	\$980,664.37
					\$980,664.37	

2021 Breakdown

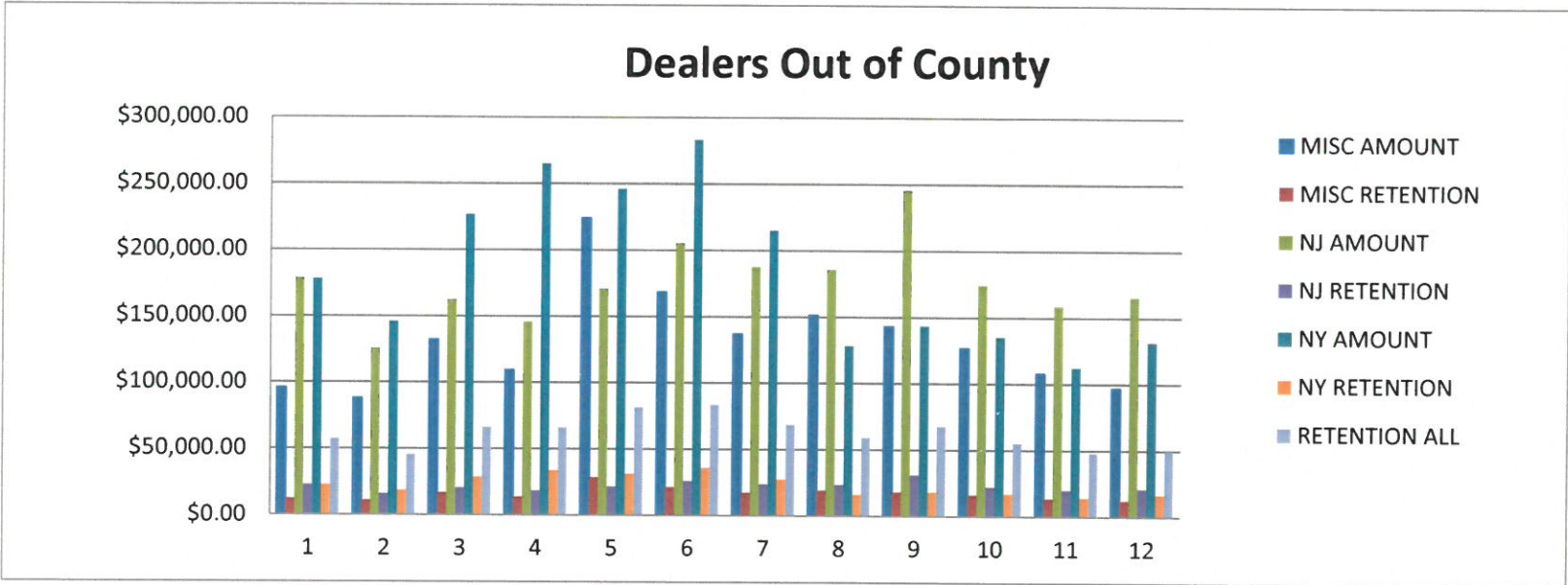


2021 ANNUAL DMV REPORT

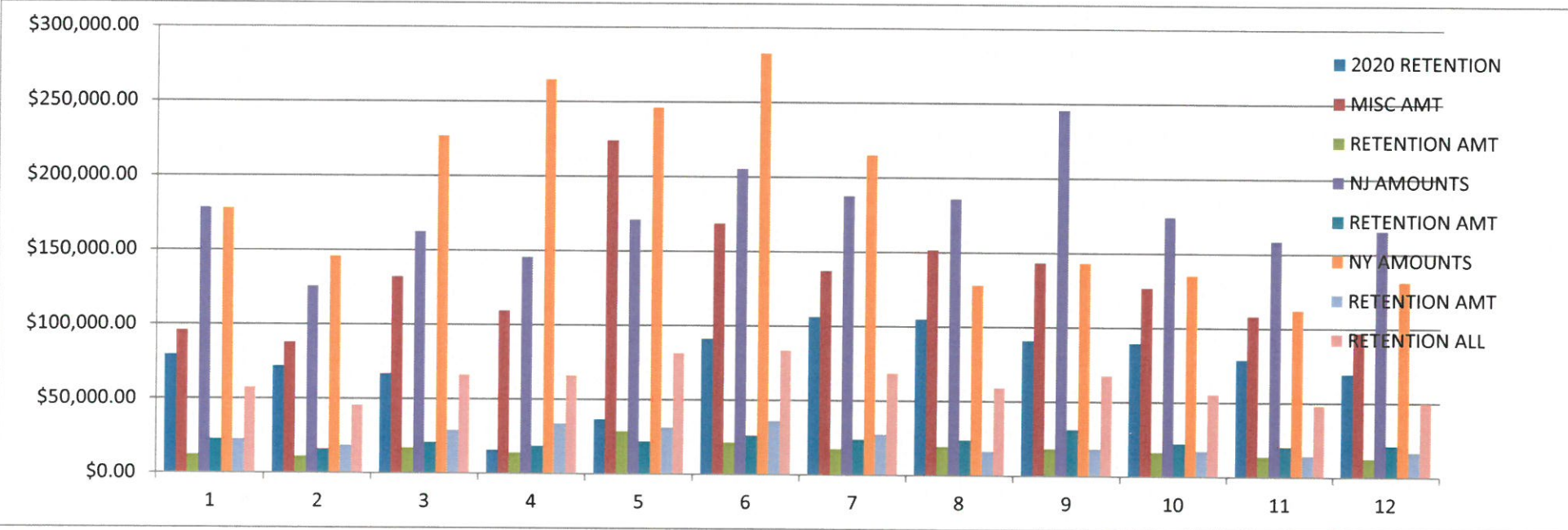
MONTH	TRANSACTIONS PROCESSED	LICENSE & REG. FEES	PLATE SURRENDERS	SALES TAX	POSTAGE	TOTAL
January	3,810	\$68,760.68	\$420.00	\$1,356.50	\$50.00	\$70,587.18
February	4,360	\$61,823.14	\$384.00	\$1,008.00	\$40.00	\$63,255.14
March	6,916	\$92,122.58	\$639.00	\$1,565.00	\$65.00	\$94,391.58
April	7,030	\$93,332.19	\$578.00	\$1,634.75	\$120.00	\$95,664.94
INTERNET 2.5%						\$4,428.58
May	6,662	\$89,846.81	\$506.00	\$1,533.00	\$55.00	\$91,940.81
INTERNET 2.5%						\$4,590.16
June	7,257	\$100,124.09	\$589.00	\$1,754.75	\$65.00	\$102,532.84
INTERNET 2.5%						\$4,452.92
July	6,467	\$84,981.66	\$524.00	\$1,488.25	\$35.00	\$87,028.91
INTERNET 2.5%						\$3,873.70
August	5,796	\$76,064.10	\$506.00	\$1,393.50	\$15.00	\$77,978.60
INTERNET 2.5%						\$3,855.57
September	6,011	\$83,481.38	\$544.00	\$2,086.50	\$15.00	\$86,126.88
INTERNET 2.5%						\$3,892.16
October	5,655	\$71,084.17	\$532.00	\$1,698.00	\$10.00	\$73,324.17
INTERNET 2.5%						\$3,590.73
November	5,519	\$65,181.04	\$506.00	\$1,375.75	\$15.00	\$67,077.79
INTERNET 2.5%						\$3,884.23
December	5,702	\$69,086.53	\$466.00	\$1,193.00	\$10.00	\$70,755.53
INTERNET 2.5%						\$4,171.38
TOTAL OFFICE	71,185	\$955,888.37	\$6,194.00	\$18,087.00	\$495.00	\$980,664.37
TOTAL INTERNET						\$36,739.43
E-Z PASS						\$844.00
GRAND TOTAL			\$980,664.37			\$1,018,247.80

DEALERS OUT OF COUNTY 2021

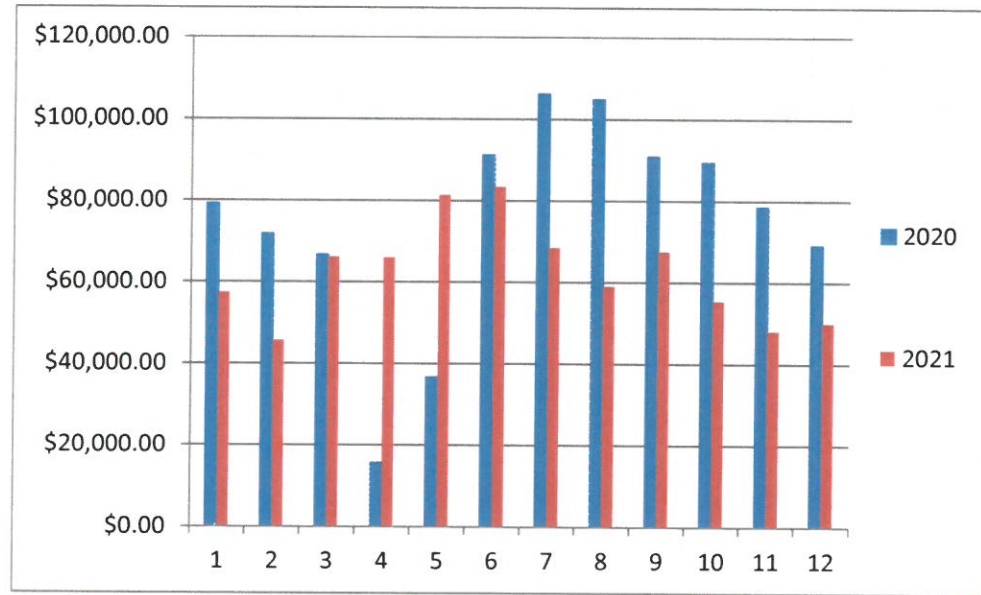
	2020 RETENTION	MISC AMT	RETENTION AMT	NJ AMOUNTS	RETENTION AMT	NY AMOUNTS	RETENTION AMT	RETENTION ALL
JANUARY	\$79,238.10	\$95,853.26	\$12,173.36	\$178,447.50	\$22,662.83	\$178,081.25	\$22,616.32	\$57,452.51
FEBRUARY	\$71,845.90	\$87,858.10	\$11,157.98	\$125,679.25	\$15,961.26	\$145,853.25	\$18,523.36	\$45,642.60
MARCH	\$66,666.94	\$132,101.39	\$16,776.88	\$162,549.00	\$20,643.72	\$226,857.50	\$28,810.90	\$66,231.50
APRIL	\$15,645.94	\$109,418.83	\$13,896.19	\$145,659.50	\$18,498.76	\$264,864.50	\$33,637.79	\$66,032.74
MAY	\$36,596.11	\$224,142.55	\$28,466.10	\$170,953.25	\$21,711.06	\$246,166.25	\$31,263.11	\$81,440.27
JUNE	\$91,195.42	\$168,531.44	\$21,403.49	\$205,426.75	\$26,089.20	\$283,075.25	\$35,950.56	\$83,443.25
JULY	\$106,138.13	\$137,143.53	\$17,417.23	\$187,563.75	\$23,820.60	\$215,144.50	\$27,323.35	\$68,561.18
AUGUST	\$104,861.18	\$151,428.14	\$19,231.37	\$185,855.00	\$23,603.59	\$128,147.00	\$16,274.67	\$59,109.63
SEPTEMBER	\$90,842.05	\$143,229.85	\$18,190.19	\$245,727.43	\$31,207.38	\$143,262.75	\$18,194.37	\$67,591.94
OCTOBER	\$89,414.35	\$126,743.38	\$16,096.41	\$174,286.50	\$22,134.39	\$135,252.00	\$17,177.00	\$55,407.80
NOVEMBER	\$78,558.82	\$108,049.58	\$13,722.30	\$158,444.25	\$20,122.42	\$112,235.25	\$14,253.62	\$48,098.34
DECEMBER	\$69,117.50	\$97,121.50	\$12,334.43	\$165,537.00	\$21,023.20	\$131,519.00	\$16,702.91	\$50,060.54
	\$900,120.44		\$200,865.93		\$267,478.41		\$280,727.96	\$749,072.30



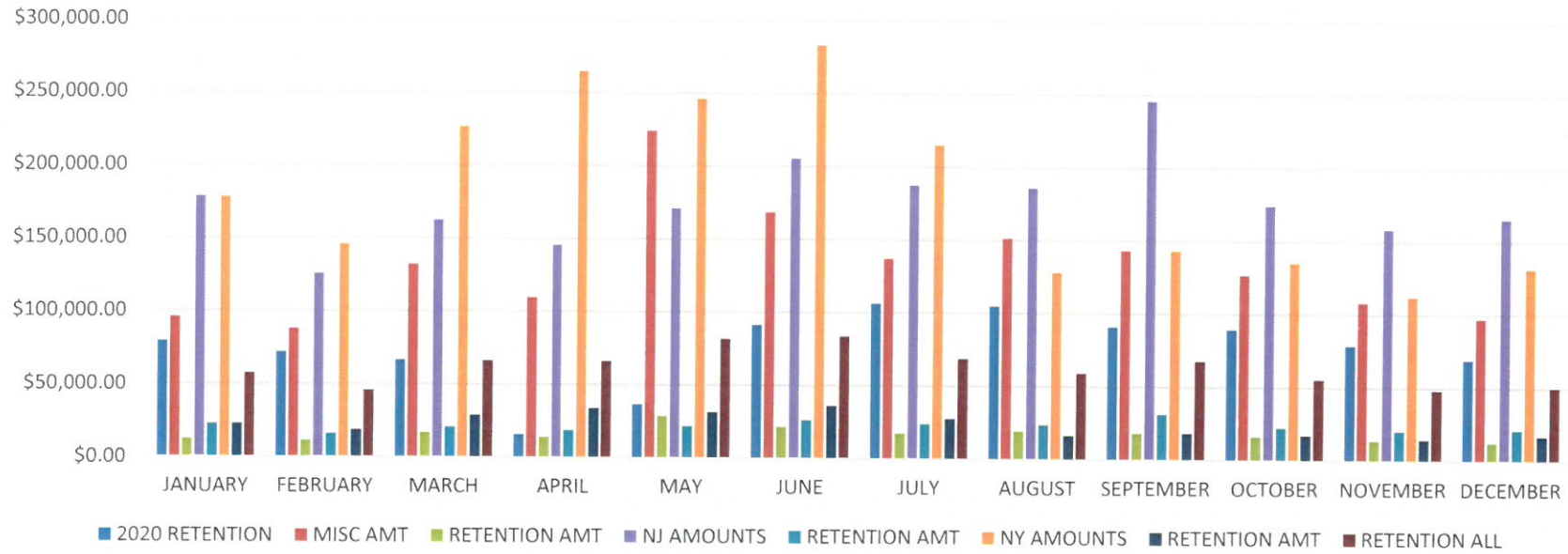
DEALERS OUT OF COUNTY 2021



DEALERS OUT OF COUNTY 2021



Out of County Dealers



Annual Report 2021

Records Management

The following is a summary of Records Management activity for 2021:

- 281 boxes (cubic feet) of original records were moved from various County Offices into storage at the Records Center and added to the Records Center inventory.
- 1061 requests for retrieval of records from storage were processed for County Departments.
- 508 requests for file maintenance were processed (primarily, this involves retrieval of a file to add materials.)
- Approximately 150 boxes of Public Defender records were scanned, verified, and destroyed by Records Center Staff. Another 72 boxes are in various stages of this process.

Activity	2020	2021	Change
Boxes stored	563	281	-282
Retrieval requests	1178	1061	-117
Maintenance requests	738	508	-230
Scanning complete (Public Defender)	130	150	+20
Scanning in progress (Public Defender)	71	72	+1

MORTGAGE TAX YEAR END REPORT
1/1/21 THRU 12/31/21

Month	Total Taxes Collected	Total Taxes Held	Total Taxes Disbursed	Interest Bank Accounts	Shared Services Reimbursement	NYS Special Addl. Tax (Int. Incl.)	Amt. Pd. Treas. Town Share-Int Incl	Amt. Pd. Treas. Local Share-Int.Incl	Interest County Treasurer Retained	Refunds
January	\$465,934.00	\$3,937.50	\$463,876.50	\$54.17	\$6,914.79	\$86,816.08	\$185,097.32	\$185,097.33	\$5.15	
February	\$472,535.50	\$19,413.75	\$464,690.15	\$43.62	\$6,914.79	\$86,441.25	\$185,399.32	\$185,974.29	\$4.12	
March	\$470,715.75	\$11,317.50	\$459,398.25	\$54.51	\$6,914.79	\$84,332.71	\$184,100.08	\$184,100.09	\$5.09	
April	\$530,267.75	\$12,677.50	\$521,090.25	\$64.71	\$6,914.79	\$96,314.20	\$208,959.94	\$208,959.96	\$6.07	
May	\$448,586.75	\$5,500.00	\$468,377.43	\$81.62	\$6,914.79	\$88,058.38	\$186,739.04	\$186,739.05	\$7.79	
June	\$530,542.00	\$5,637.50	\$524,904.50	\$100.29	\$6,914.79	\$99,144.81	\$209,467.79	\$209,467.80	\$9.60	
July	\$460,240.50	\$2,437.50	\$456,615.50	\$95.76	\$6,914.79	\$80,848.20	\$184,469.82	\$184,469.84	\$8.61	
August	\$451,965.50	\$9,747.50	\$442,218.00	\$97.27	\$6,914.79	\$81,340.26	\$177,025.56	\$177,025.57	\$9.09	
September	\$340,333.75	\$750.00	\$343,360.91	\$69.52	\$6,914.79	\$64,655.08	\$135,318.77	\$136,535.11	\$6.68	
October	\$365,936.25	\$1,356.25	\$370,312.09	\$73.47	\$6,914.79	\$68,325.73	\$145,758.82	\$149,379.31	\$6.91	
November	\$485,106.60	\$15,795.25	\$485,436.35	\$57.15	\$6,914.79	\$91,094.71	\$193,739.27	\$193,739.28	\$5.45	
December	\$508,959.50	\$5,668.75	\$508,928.25	\$70.70	\$6,914.79	\$94,269.58	\$203,903.96	\$201,907.98	\$6.64	\$1,996.00
TOTALS	\$5,531,123.85	\$94,239.00	\$5,509,208.18	\$862.79	\$82,977.48	\$1,021,640.99	\$2,199,979.69	\$2,203,395.61	\$81.20	\$1,996.00