

State of New York
County Court, County of Greene

In the matter of the Foreclosure of Tax
Liens by Proceeding In Rem pursuant to
Article Eleven of the Real Property Tax Law by the County of Greene

PETITION AND
NOTICE OF FORECLOSURE
Index No: 16-0902

The above captioned proceeding is hereby commenced to enforce the payment of delinquent taxes or other lawful charges which have accumulated and become liens against certain property. The parcel to which this proceeding applies are identified on Schedule A of this petition, which is annexed hereto and made a part thereof. This document serves both as a Petition of Foreclosure and a Notice of Foreclosure for purposes of this proceeding.

Effect of filing: All persons having or claiming to have an interest in the real property described in this petition are hereby notified that the filing of this petition constitutes the commencement by the Tax District of a proceeding in the court specified in the caption above to foreclose each of the tax liens therein described by a foreclosure proceeding in rem.

Nature of proceeding: Such proceeding is brought against the real property only and is only to foreclose the tax liens described in this petition. No personal judgment will be entered herein for such taxes or other legal charges or any part thereof.

Persons affected: This notice is directed to all persons owning, or having, or claiming to have an interest in the real property described in this petition. Such persons are hereby notified further that a duplicate of this petition has been filed in the office of the Enforcing Officer of the Tax District and will remain open for public inspection up to and including the date specified below as the last day for redemption.


Right of redemption: Any person having or claiming to have an interest in any such real property and the legal right thereto may on or before said date redeem the same by paying the amount of all such unpaid tax liens thereon, including all interest and penalties and all other legal charges which are included in the lien against such real property, computed to and including the date of redemption. Such payments shall be made to: Peter Markou, Treasurer, County of Greene, 411 Main Street, PO Box 191, Catskill, New York 12414. In the event that such taxes are paid by a person other than the record owner of such real property, the person so paying shall be entitled to have the tax liens affected thereby satisfied of record.

Last day for redemption: The last day of redemption is hereby fixed as the 15th day of May 2018.

Service of answer: Every person having any right, title or interest in, or lien upon any parcel of real property described in such petition may serve a duly verified answer upon the attorney for the Tax District setting forth in detail the nature and amount of his or her interest and any defense or objection to the foreclosure. Such answer must be filed in the office of the County Clerk and served upon the attorney for the Tax District on or before the date above mentioned as the last day for redemption.


Failure to redeem or answer: In the event of failure to redeem or answer by any person having the right to redeem or answer, such person will be forever barred and foreclosed of all his or her right, title and interest and equity of redemption in and to the parcel described in such petition and a judgment in foreclosure may be taken by default.

Dated: February 15, 2018



Peter Markou, Treasurer, County of Greene

State of New York)
County of Greene) SS:

I, Peter Markou, being duly sworn, depose and say: I am the Enforcing Officer for the County of Greene. I have read this Petition which I have signed, and I am familiar with its contents. The contents of this petition are true to the best of my knowledge, based upon the records of the County of Greene Tax Enforcer. I do not know of any errors or omissions in the petition.


Peter Markou, Treasurer, County of Greene

Sworn to before me this
15th day of February 2018


Notary Public, State Of New York
No. 02LA6140374, Exp. 1/30/2022
Qualified in Greene County

PETITION AND NOTICE OF FORECLOSURE



Marilyn Farrell, County Clerk

Attorney for Tax District: Edward I. Kaplan, Esq.
Greene County Attorney
411 Main Street
Catskill, New York 12414

2016-902
02/15/2018 01:49:47 PM

Clerk: VEP

Schedule A

Parcel ID	Assessment year & Tax type	Current owner	Original Tax	Calculation base	Interest & penalties	Total due
SWIS: 192000						
59.00-2-36	2015 County/Town	Shearer Raymond	\$ 436.16	\$ 586.16	\$ 146.57	\$ 732.73
59.00-2-36	2016 County/Town	Shearer Raymond	\$ 461.39	\$ 461.39	\$ 99.28	\$ 560.67
76.00-1-75	2015 County/Town	Wolfson Robert and Wolfson Donna	\$ 549.72	\$ 699.72	\$ 182.91	\$ 882.63
76.00-1-75	2016 County/Town	Wolfson Robert and Wolfson Donna	\$ 568.50	\$ 568.50	\$ 120.71	\$ 689.21
76.00-3-19	2015 County/Town	Cafiso Stefano	\$ 500.64	\$ 650.64	\$ 167.20	\$ 817.84
76.00-3-19	2016 County/Town	Cafiso Stefano	\$ 517.74	\$ 517.74	\$ 110.55	\$ 628.29
92.00-5-13.1	2015 County/Town	Blum Gloria E and Mattice Darlene P	\$ 2,378.41	\$ 2,528.41	\$ 768.09	\$ 3,296.50
92.00-5-13.1	2016 County/Town	Blum Gloria E and Mattice Darlene P	\$ 2,515.93	\$ 2,515.93	\$ 510.19	\$ 3,026.12
93.01-1-11	2015 County/Town	Simmons Clifford and Simmons Heather and Bo	\$ 2,282.02	\$ 2,556.93	\$ 46.98	\$ 321.89
93.02-1-6	2015 County/Town	Ebert Jane Marie and Ebert James	\$ 2,348.54	\$ 2,498.54	\$ 758.53	\$ 3,257.07
93.02-1-44	2015 County/Town	Decker Donald F and Decker Rebecca J	\$ 2,110.95	\$ 2,260.95	\$ 682.51	\$ 2,943.46
93.02-1-44	2016 County/Town	Decker Donald F and Decker Rebecca J	\$ 2,166.05	\$ 2,166.05	\$ 440.21	\$ 2,606.26
93.02-2-27	2015 County/Town	Carrington Walter A Jr and Keparatis Patricia A	\$ 530.23	\$ 680.23	\$ 176.67	\$ 856.90
93.02-2-27	2016 County/Town	Carrington Walter A Jr and Keparatis Patricia A	\$ 532.98	\$ 532.98	\$ 113.60	\$ 646.58
93.02-2-38	2015 County/Town	Carrington Walter A Jr and Keparatis Patricia A	\$ 49.07	\$ 199.07	\$ 22.70	\$ 221.77
93.02-2-38	2016 County/Town	Carrington Walter A Jr and Keparatis Patricia A	\$ 50.75	\$ 50.75	\$ 17.16	\$ 67.91
94.00-1-16.2	2015 County/Town	Mc Elroy Owen and Mc Elroy Monica	\$ 5,921.79	\$ 6,071.79	\$ 1,901.98	\$ 7,973.77
94.00-1-16.2	2016 County/Town	Mc Elroy Owen and Mc Elroy Monica	\$ 6,124.10	\$ 6,124.10	\$ 1,231.82	\$ 7,355.92
94.02-2-6	2015 County/Town	Willcocks Reginald and Willcocks Lois	\$ 7,632.15	\$ 7,782.15	\$ 2,449.29	\$ 10,231.44
94.02-2-6	2016 County/Town	Willcocks Reginald and Willcocks Lois	\$ 7,870.20	\$ 7,870.20	\$ 1,581.04	\$ 9,451.24
94.02-2-7	2015 County/Town	Willcocks Lois	\$ 88.35	\$ 238.35	\$ 35.28	\$ 273.63
94.02-2-7	2016 County/Town	Willcocks Lois	\$ 91.38	\$ 91.38	\$ 25.28	\$ 116.66
94.02-2-15	2015 County/Town	Willcocks Reginald and Willcocks Lois	\$ 198.78	\$ 348.78	\$ 70.62	\$ 419.40
94.02-2-15	2016 County/Town	Willcocks Reginald and Willcocks Lois	\$ 205.57	\$ 205.57	\$ 48.11	\$ 253.68
Totals for: Town of Ashland			\$ 46,131.40	\$ 48,206.31	\$ 11,707.28	\$ 57,631.57

SWIS: 192201						
105.19-3-23	2015 County/Town	Abraham Ashley A	\$ 366.28	\$ 516.28	\$ 124.21	\$ 640.49
105.19-3-23	2016 County/Town	Abraham Ashley A	\$ 368.63	\$ 368.63	\$ 80.72	\$ 449.35
122.06-2-25	2015 County/Town	O'Callaghan Eward and O'Callaghan Noreen	\$ 2,408.40	\$ 2,558.40	\$ 777.69	\$ 3,336.09
122.06-2-25	2016 County/Town	O'Callaghan Eward and O'Callaghan Noreen	\$ 1,861.33	\$ 1,861.33	\$ 379.27	\$ 2,240.60
122.06-3-17	2015 County/Town	Stanger Ben Z	\$ 457.04	\$ 607.04	\$ 153.25	\$ 760.29
122.10-3-1	2015 County/Town	Stanger Ben Z	\$ 703.38	\$ 853.38	\$ 232.09	\$ 1,085.47
122.15-1-9	2015 County/Town	Ciampa Joseph and Frank & Ruth Ciampa	\$ 2,700.90	\$ 2,850.90	\$ 871.30	\$ 3,722.20
122.15-1-9	2016 County/Town	Ciampa Joseph and Frank & Ruth Ciampa	\$ 4,187.82	\$ 4,187.82	\$ 844.57	\$ 5,032.39
122.18-1-1	2015 County/Town	Coons Andrew A	\$ 2,689.51	\$ 2,839.51	\$ 867.65	\$ 3,707.16
122.18-5-35	2015 County/Town	D&D Rentals	\$ 2,486.20	\$ 2,636.20	\$ 802.58	\$ 3,438.78
122.18-5-35	2016 County/Town	D&D Rentals	\$ 2,502.02	\$ 2,502.02	\$ 507.40	\$ 3,009.42
122.18-5-44	2015 County/Town	Breslin Mark and Breslin Jean	\$ 4,106.92	\$ 4,256.92	\$ 1,321.22	\$ 5,578.14
122.18-5-44	2016 County/Town	Breslin Mark and Breslin Jean	\$ 4,133.06	\$ 4,133.06	\$ 833.61	\$ 4,966.67
122.18-6-35	2015 County/Town	Helseth Ola	\$ 3,137.74	\$ 3,287.74	\$ 1,011.08	\$ 4,298.82
122.18-6-35	2016 County/Town	Helseth Ola	\$ 3,157.69	\$ 3,157.69	\$ 638.53	\$ 3,796.22
122.19-1-6	2015 County/Town	Brunner Brendan O	\$ 1,466.84	\$ 1,616.84	\$ 476.39	\$ 2,093.23
122.19-1-6	2016 County/Town	Brunner Brendan O	\$ 2,121.27	\$ 2,121.27	\$ 431.26	\$ 2,552.53
122.19-2-5	2015 County/Town	Greci Mario and Greci Liberatore	\$ 10,337.00	\$ 10,487.00	\$ 3,314.84	\$ 13,801.84
122.19-2-5	2016 County/Town	Greci Mario and Greci Liberatore	\$ 10,402.77	\$ 10,402.77	\$ 2,087.56	\$ 12,490.33
122.19-4-10	2015 County/Town	Burger Mark and Burger Gloria	\$ 2,736.28	\$ 2,886.28	\$ 882.61	\$ 3,768.89
122.19-4-10	2016 County/Town	Burger Mark and Burger Gloria	\$ 3,190.61	\$ 3,190.61	\$ 645.12	\$ 3,835.73
122.19-4-17	2015 County/Town	Taranto James and Taranto Margaret	\$ 2,228.18	\$ 2,378.18	\$ 720.02	\$ 3,098.20
122.19-4-17	2016 County/Town	Taranto James and Taranto Margaret	\$ 4,049.24	\$ 4,049.24	\$ 816.84	\$ 4,866.08
122.19-4-18	2015 County/Town	Taranto James and Taranto Margaret	\$ 250.82	\$ 400.82	\$ 87.27	\$ 488.09
122.19-4-18	2016 County/Town	Taranto James and Taranto Margaret	\$ 329.47	\$ 329.47	\$ 72.89	\$ 402.36
Totals for: Village of Athens			\$ 72,379.40	\$ 74,479.40	\$ 18,979.97	\$ 93,459.37

SWIS: 192289						
86.00-5-9	2013 County/Town	Schaffrick Greg	\$ 4,052.33	\$ 4,256.95	\$ 1,948.71	\$ 5,354.31
86.00-5-9	2014 County/Town	Schaffrick Greg	\$ 4,198.58	\$ 4,198.58	\$ 1,854.37	\$ 6,052.95
86.00-5-9	2015 County/Town	Schaffrick Greg	\$ 4,261.31	\$ 4,411.31	\$ 1,370.63	\$ 5,781.94
86.00-5-9	2016 County/Town	Schaffrick Greg	\$ 4,297.14	\$ 4,297.14	\$ 866.43	\$ 5,163.57
86.00-5-20	2015 County/Town	Scott Theodore and Scott Susan	\$ 1,161.21	\$ 1,311.21	\$ 378.58	\$ 1,689.79
86.00-5-20	2016 County/Town	Scott Theodore and Scott Susan	\$ 1,170.99	\$ 1,170.99	\$ 241.20	\$ 1,412.19
87.00-1-24	2015 County/Town	Yurchak Mary	\$ 1,225.13	\$ 1,375.13	\$ 399.04	\$ 1,774.17
87.00-1-24	2016 County/Town	Yurchak Mary	\$ 1,235.43	\$ 1,235.43	\$ 254.09	\$ 1,489.52
103.00-3-4	2015 County/Town	McGregor Patricia A	\$ 7,407.14	\$ 7,557.14	\$ 2,377.29	\$ 9,934.43
103.00-3-4	2016 County/Town	McGregor Patricia A	\$ 7,666.00	\$ 7,666.00	\$ 1,540.20	\$ 9,206.20

Schedule A

Parcel ID	Assessment year & Tax type	Current owner	Original Tax	Calculation base	Interest & penalties	Total due
103.00-3-5	2015 County/Town	McGregor Patricia A	\$ 1,189.67	\$ 1,339.67	\$ 387.69	\$ 1,727.36
103.00-3-5	2016 County/Town	McGregor Patricia A	\$ 1,231.24	\$ 1,231.24	\$ 253.24	\$ 1,484.48
103.00-3-51	2015 County/Town	Skinner Thomas W and Skinner Jeanette	\$ 2,017.28	\$ 2,167.28	\$ 652.53	\$ 2,819.81
103.00-3-51	2016 County/Town	Skinner Thomas W and Skinner Jeanette	\$ 2,095.89	\$ 2,095.89	\$ 426.18	\$ 2,522.07
103.00-3-52	2015 County/Town	Skinner Thomas W and Skinner Jeanette	\$ 2,291.30	\$ 2,441.30	\$ 740.23	\$ 3,181.53
103.00-3-52	2016 County/Town	Skinner Thomas W and Skinner Jeanette	\$ 2,371.38	\$ 2,371.38	\$ 481.28	\$ 2,852.66
103.00-3-53	2015 County/Town	Skinner Thomas W and Skinner Jeanette	\$ 779.68	\$ 929.68	\$ 256.49	\$ 1,186.17
103.00-3-53	2016 County/Town	Skinner Thomas W and Skinner Jeanette	\$ 806.95	\$ 806.95	\$ 168.39	\$ 975.34
103.00-7-22	2015 County/Town	Maier Thomas and Maier Ann	\$ 873.85	\$ 1,023.85	\$ 286.63	\$ 1,310.48
103.00-7-25	2015 County/Town	Camelbeek Estate Louis and Camelbeek Evelyn	\$ 4,027.80	\$ 4,177.80	\$ 1,295.90	\$ 5,473.70
103.00-7-25	2016 County/Town	Camelbeek Estate Louis and Camelbeek Evelyn	\$ 1,251.49	\$ 1,251.49	\$ 257.29	\$ 1,508.78
103.00-7-27	2015 County/Town	Kusisto James and Kusisto Barbara	\$ 204.31	\$ 354.31	\$ 72.39	\$ 426.70
103.00-7-27	2016 County/Town	Kusisto James and Kusisto Barbara	\$ 83.21	\$ 83.21	\$ 23.64	\$ 106.85
103.00-7-29.1	2015 County/Town	Kusisto James L Jr and Kusisto Barbara A	\$ 375.07	\$ 525.07	\$ 127.02	\$ 652.09
103.00-7-29.1	2016 County/Town	Kusisto James L Jr and Kusisto Barbara A	\$ 103.28	\$ 103.28	\$ 27.66	\$ 130.94
103.00-7-30	2015 County/Town	Kusisto James and Kusisto Barbara	\$ 1,769.79	\$ 1,919.79	\$ 573.34	\$ 2,493.13
103.00-7-30	2016 County/Town	Kusisto James and Kusisto Barbara	\$ 1,838.10	\$ 1,838.10	\$ 374.62	\$ 2,212.72
103.00-7-32	2015 County/Town	Kusisto James and Kusisto Barbara	\$ 2,287.61	\$ 2,437.61	\$ 739.03	\$ 3,176.64
103.00-7-32	2016 County/Town	Kusisto James and Kusisto Barbara	\$ 2,382.70	\$ 2,382.70	\$ 483.54	\$ 2,866.24
103.00-7-46	2015 County/Town	Walsh James and Walsh Geraldine	\$ 725.12	\$ 875.12	\$ 239.04	\$ 1,114.16
103.00-7-46	2016 County/Town	Walsh James and Walsh Geraldine	\$ 749.84	\$ 749.84	\$ 156.97	\$ 906.81
104.00-3-3	2015 County/Town	Finch Amy	\$ 2,383.67	\$ 2,533.67	\$ 769.77	\$ 3,303.44
104.00-3-3	2016 County/Town	Finch Amy	\$ 2,403.72	\$ 2,403.72	\$ 487.74	\$ 2,891.46
104.00-4-26	2015 County/Town	Ford Charles and Ford Heather	\$ 4,685.06	\$ 4,835.06	\$ 1,506.21	\$ 6,341.27
104.00-4-26	2016 County/Town	Ford Charles and Ford Heather	\$ 4,719.11	\$ 4,719.11	\$ 950.82	\$ 5,669.93
105.07-6-3	2015 County/Town	Felton Marjorie P and Jessamy Janice E	\$ 277.46	\$ 427.46	\$ 95.79	\$ 523.25
105.07-6-8	2015 County/Town	Konstantin Oleynikov	\$ 277.46	\$ 427.46	\$ 95.79	\$ 523.25
105.07-6-8	2016 County/Town	Konstantin Oleynikov	\$ 279.47	\$ 279.47	\$ 62.89	\$ 342.36
105.15-3-1	2015 County/Town	Hanley Thomas J and Hanley Daniel	\$ 272.16	\$ 422.16	\$ 94.09	\$ 516.25
105.15-3-1	2016 County/Town	Hanley Thomas J and Hanley Daniel	\$ 274.16	\$ 274.16	\$ 61.83	\$ 335.99
105.18-2-25	2015 County/Town	Dennis Robert A and Dennis Jane	\$ 9,827.24	\$ 9,977.24	\$ 3,151.71	\$ 13,128.95
105.18-2-25	2016 County/Town	Dennis Robert A and Dennis Jane	\$ 9,898.71	\$ 9,898.71	\$ 1,986.74	\$ 11,885.45
121.00-2-14	2015 County/Town	DKAG, Inc	\$ 6,539.40	\$ 6,689.40	\$ 2,099.61	\$ 8,789.01
121.00-2-14	2016 County/Town	DKAG, Inc	\$ 6,767.94	\$ 6,767.94	\$ 1,360.59	\$ 8,128.53
138.00-2-1	2015 County/Town	Paolino Jeffrey	\$ 762.62	\$ 912.62	\$ 251.04	\$ 1,163.66
138.00-2-1	2016 County/Town	Paolino Jeffrey	\$ 788.63	\$ 788.63	\$ 164.72	\$ 953.35
139.00-4-18	2015 County/Town	Puorro Joseph	\$ 438.99	\$ 588.99	\$ 147.48	\$ 736.47
139.00-4-18	2016 County/Town	Puorro Joseph	\$ 453.90	\$ 453.90	\$ 97.79	\$ 551.69

Totals for: Town of Athens

\$ 117,180.52 \$ 120,985.14 \$ 32,638.25 \$ 152,772.04

SWIS: 192400

66.01-1-29	2010 County/Town	Hannon, Estate of Margaret	\$ 2,660.12	\$ 3,006.23	\$ 2,375.95	\$ 5,382.18
66.01-1-29	2011 County/Town	Hannon, Estate of Margaret	\$ 2,679.69	\$ 2,815.77	\$ 2,055.51	\$ 4,871.28
66.01-1-29	2012 County/Town	Hannon, Estate of Margaret	\$ 2,789.64	\$ 2,931.12	\$ 1,787.98	\$ 4,719.10
66.01-1-29	2013 County/Town	Hannon, Estate of Margaret	\$ 2,871.05	\$ 3,016.60	\$ 1,477.15	\$ 4,493.75
66.01-1-29	2014 County/Town	Hannon, Estate of Margaret	\$ 2,951.26	\$ 3,101.26	\$ 1,305.56	\$ 4,406.82
66.01-1-29	2015 County/Town	Hannon, Estate of Margaret	\$ 3,048.17	\$ 3,048.17	\$ 982.41	\$ 4,030.58
66.01-1-29	2016 County/Town	Hannon, Estate of Margaret	\$ 3,118.11	\$ 3,118.11	\$ 630.62	\$ 3,748.73
67.00-5-34	2015 County/Town	Eisenhardt Patricia	\$ 864.65	\$ 1,014.65	\$ 283.68	\$ 1,298.33
67.00-5-34	2016 County/Town	Eisenhardt Patricia	\$ 884.48	\$ 884.48	\$ 183.89	\$ 1,068.37
82.00-1-5	2015 County/Town	12 Elks Drive Corp	\$ 994.40	\$ 1,144.40	\$ 325.21	\$ 1,469.61
82.00-1-5	2016 County/Town	12 Elks Drive Corp	\$ 2,547.48	\$ 2,547.48	\$ 516.49	\$ 3,063.97
82.00-3-52	2015 County/Town	12 Elks Drive Corp	\$ 210.02	\$ 360.02	\$ 74.21	\$ 434.23
82.00-3-52	2016 County/Town	12 Elks Drive Corp	\$ 538.03	\$ 538.03	\$ 114.60	\$ 652.63
82.04-6-16	2015 County/Town	Henderson Christopher and Henderson Charles	\$ 483.78	\$ 648.78	\$ 161.82	\$ 810.60
82.04-6-16	2016 County/Town	Henderson Christopher and Henderson Charles	\$ 1,216.82	\$ 1,216.82	\$ 250.37	\$ 1,467.19
83.00-2-16.2	2015 County/Town	Slater Lucy	\$ 4,195.32	\$ 4,345.32	\$ 1,349.51	\$ 5,694.83
83.00-2-16.2	2016 County/Town	Slater Lucy	\$ 1,937.84	\$ 1,937.84	\$ 394.57	\$ 2,332.41
83.00-2-27	2015 County/Town	Mall Eugene and Mall Suzanne	\$ 5,071.92	\$ 5,221.92	\$ 1,630.02	\$ 6,851.94
83.00-2-27	2016 County/Town	Mall Eugene and Mall Suzanne	\$ 5,189.35	\$ 5,189.35	\$ 1,044.88	\$ 6,234.23
83.00-5-20	2015 County/Town	Lynch, Estate of Mary	\$ 4,496.15	\$ 4,646.15	\$ 1,445.77	\$ 6,091.92
83.00-5-20	2016 County/Town	Lynch, Estate of Mary	\$ 4,600.39	\$ 4,600.39	\$ 927.08	\$ 5,527.47
83.01-2-25	2015 County/Town	Pforte, Estate of Albert Jr	\$ 1,801.02	\$ 1,951.02	\$ 583.33	\$ 2,534.35
83.01-2-25	2016 County/Town	Pforte, Estate of Albert Jr	\$ 1,842.33	\$ 1,842.33	\$ 375.47	\$ 2,217.80
83.03-1-36	2015 County/Town	Dearmas Walter	\$ 5,421.74	\$ 5,571.74	\$ 1,741.96	\$ 7,313.70
83.03-1-36	2016 County/Town	Dearmas Walter	\$ 5,544.59	\$ 5,544.59	\$ 1,115.92	\$ 6,660.51
83.04-1-1.21	2015 County/Town	Arvidson Elaine and Arvidson Richard	\$ 1,411.31	\$ 1,561.31	\$ 458.63	\$ 2,019.94

Schedule A

Parcel ID	Assessment year & Tax type	Current owner	Original Tax	Calculation base	Interest & penalties	Total due
83.04-1-18	2015 County/Town	Saunders Francis Jr	\$ 1,163.49	\$ 1,313.49	\$ 379.31	\$ 1,692.80
83.04-1-18	2016 County/Town	Saunders Francis Jr	\$ 1,190.17	\$ 1,190.17	\$ 245.03	\$ 1,435.20
85.00-3-13	2015 County/Town	Beltrone Peter and Beltrone Melody	\$ 661.43	\$ 811.43	\$ 218.66	\$ 1,030.09
85.00-3-13	2016 County/Town	Beltrone Peter and Beltrone Melody	\$ 676.60	\$ 676.60	\$ 142.32	\$ 818.92
99.00-2-19.1	2015 County/Town	Koopman Gary and Koopman, Estate of Inge	\$ 3,785.30	\$ 3,950.30	\$ 1,218.31	\$ 5,168.61
99.00-2-19.1	2016 County/Town	Koopman Gary and Koopman, Estate of Inge	\$ 3,872.17	\$ 3,872.17	\$ 781.43	\$ 4,653.60
99.00-2-29	2015 County/Town	Koopman Gary and Koopman Inge	\$ 231.10	\$ 381.10	\$ 80.96	\$ 462.06
99.00-2-29	2016 County/Town	Koopman Gary and Koopman Inge	\$ 236.42	\$ 236.42	\$ 54.28	\$ 290.70
99.00-2-33	2015 County/Town	Koopman Gary and Koopman Inge	\$ 274.95	\$ 424.95	\$ 94.99	\$ 519.94
99.00-2-33	2016 County/Town	Koopman Gary and Koopman Inge	\$ 281.23	\$ 281.23	\$ 63.24	\$ 344.47
99.00-2-37	2015 County/Town	Koopman Gary and Capirossi James	\$ 1,195.38	\$ 1,360.38	\$ 389.53	\$ 1,749.91
99.00-2-37	2016 County/Town	Koopman Gary and Capirossi James	\$ 1,222.79	\$ 1,222.79	\$ 251.56	\$ 1,474.35
100.00-1-34	2015 County/Town	Cinclini, Estate of Dennis D and Delgreco, Estate of Alma E	\$ 1,288.74	\$ 1,438.74	\$ 419.40	\$ 1,858.14
100.00-1-34	2016 County/Town	Cinclini, Estate of Dennis D and Delgreco, Estate of Alma E	\$ 3,301.53	\$ 3,301.53	\$ 667.31	\$ 3,968.84
100.00-4-19	2015 County/Town	Meadow Fields Apartments LLC	\$ 8,231.07	\$ 8,381.07	\$ 2,640.94	\$ 11,022.01
100.00-4-19	2016 County/Town	Meadow Fields Apartments LLC	\$ 8,417.46	\$ 8,417.46	\$ 1,690.49	\$ 10,107.95
100.08-1-3	2015 County/Town	Giambona Marie and Giambona, Estate of Bartolo	\$ 18,368.78	\$ 18,518.78	\$ 5,885.02	\$ 24,403.80
100.08-1-3	2016 County/Town	Giambona Marie and Giambona, Estate of Bartolo	\$ 18,530.19	\$ 18,530.19	\$ 3,713.03	\$ 22,243.22
100.08-1-14	2015 County/Town	Rogers Thomas and Rogers, Estate of Hilda	\$ 1,391.55	\$ 1,541.55	\$ 452.30	\$ 1,993.85
100.08-1-14	2016 County/Town	Rogers Thomas and Rogers, Estate of Hilda	\$ 3,439.97	\$ 3,439.97	\$ 695.00	\$ 4,134.97
100.08-1-15	2015 County/Town	Rogers David T and Rogers Virginia	\$ 1,865.71	\$ 2,015.71	\$ 604.03	\$ 2,619.74
100.08-1-15	2016 County/Town	Rogers David T and Rogers Virginia	\$ 4,082.31	\$ 4,082.31	\$ 823.47	\$ 4,905.78
100.08-1-16	2015 County/Town	Rogers David	\$ 2,451.48	\$ 2,601.48	\$ 791.47	\$ 3,392.95
100.08-1-16	2016 County/Town	Rogers David	\$ 5,612.17	\$ 5,612.17	\$ 1,129.43	\$ 6,741.60
101.00-2-17	2015 County/Town	Cooper, Estate of Gary	\$ 3,944.68	\$ 4,094.68	\$ 1,269.29	\$ 5,363.97
101.00-2-17	2016 County/Town	Cooper, Estate of Gary	\$ 4,035.20	\$ 4,035.20	\$ 814.04	\$ 4,849.24
101.00-4-6	2015 County/Town	Canzaniello Frank and Canzaniello Loretta	\$ 3,127.86	\$ 3,277.86	\$ 1,007.92	\$ 4,285.78
101.00-4-11	2015 County/Town	Vriale Joseph	\$ 2,936.60	\$ 3,086.60	\$ 946.71	\$ 4,033.31
101.00-4-11	2016 County/Town	Vriale Joseph	\$ 3,003.97	\$ 3,003.97	\$ 607.80	\$ 3,611.77
101.00-5-14	2015 County/Town	Russo Edmondo and Russo Assunta	\$ 4,931.80	\$ 5,081.80	\$ 1,585.18	\$ 6,666.98
101.00-5-14	2016 County/Town	Russo Edmondo and Russo Assunta	\$ 4,666.20	\$ 4,666.20	\$ 940.24	\$ 5,606.44
101.05-1-9	2015 County/Town	Cross Emmy	\$ 6,518.47	\$ 6,668.47	\$ 2,092.91	\$ 8,761.38
101.05-1-9	2016 County/Town	Cross Emmy	\$ 5,174.62	\$ 5,174.62	\$ 1,041.92	\$ 6,216.54
101.05-3-1.2	2015 County/Town	Lewis Steve H	\$ 3,559.87	\$ 3,709.87	\$ 1,146.16	\$ 4,856.03
101.06-1-19	2015 County/Town	Robbins Kathleen	\$ 5,495.28	\$ 5,645.28	\$ 1,765.49	\$ 7,410.77
101.09-1-18	2015 County/Town	Dawoodani Amin Ali and Boyle Michael	\$ 6,167.60	\$ 6,317.60	\$ 1,980.63	\$ 8,298.23
101.09-1-18	2016 County/Town	Dawoodani Amin Ali and Boyle Michael	\$ 6,258.48	\$ 6,258.48	\$ 1,258.69	\$ 7,517.17
101.10-2-21	2015 County/Town	Myer, Jr Ronald H	\$ 35.98	\$ 185.98	\$ 18.52	\$ 204.50
101.10-2-21	2016 County/Town	Myer, Jr Ronald H	\$ 88.18	\$ 88.18	\$ 24.63	\$ 112.81
102.00-5-1.1	2015 County/Town	Stempien Jeffrey	\$ 1,510.13	\$ 1,660.13	\$ 490.24	\$ 2,150.37
102.00-5-1.1	2016 County/Town	Stempien Jeffrey	\$ 1,544.79	\$ 1,544.79	\$ 315.96	\$ 1,860.75
117.00-5-67	2015 County/Town	Sala, Administratrix Christina and Sala, Estate of Rocco	\$ 225.80	\$ 375.80	\$ 79.26	\$ 455.06
117.00-5-67	2016 County/Town	Sala, Administratrix Christina and Sala, Estate of Rocco	\$ 580.93	\$ 580.93	\$ 123.19	\$ 704.12
117.04-2-17	2015 County/Town	Ruisi Joseph and Brander Maria	\$ 2,466.94	\$ 2,616.94	\$ 796.43	\$ 3,413.37
117.04-2-17	2016 County/Town	Ruisi Joseph and Brander Maria	\$ 2,522.79	\$ 2,522.79	\$ 511.56	\$ 3,034.35
118.00-1-7	2015 County/Town	Stone Creek Electric LLC	\$ 462.20	\$ 612.20	\$ 154.90	\$ 767.10
118.00-1-7	2016 County/Town	Stone Creek Electric LLC	\$ 472.80	\$ 472.80	\$ 101.56	\$ 574.36
118.00-1-45	2014 County/Town	Henke Daniel and Henke Diane	\$ 2,530.75	\$ 2,680.75	\$ 1,120.54	\$ 3,801.29
118.00-1-45	2015 County/Town	Henke Daniel and Henke Diane	\$ 2,613.85	\$ 2,613.85	\$ 843.43	\$ 3,457.28
118.00-1-45	2016 County/Town	Henke Daniel and Henke Diane	\$ 2,673.83	\$ 2,673.83	\$ 541.77	\$ 3,215.60
118.00-2-12	2015 County/Town	Hodor Marsha	\$ 1,105.32	\$ 1,255.32	\$ 360.71	\$ 1,616.03
118.00-2-12	2016 County/Town	Hodor Marsha	\$ 1,921.16	\$ 1,921.16	\$ 391.23	\$ 2,312.39
118.00-3-39	2015 County/Town	Massaro John and Massaro Lisa	\$ 1,083.80	\$ 1,233.80	\$ 353.82	\$ 1,587.82
118.00-3-39	2016 County/Town	Massaro John and Massaro Lisa	\$ 1,108.65	\$ 1,108.65	\$ 228.72	\$ 1,337.37
119.01-1-30	2015 County/Town	Catalano, Estate of Lawrence D	\$ 210.31	\$ 360.31	\$ 74.31	\$ 434.62
119.01-1-30	2016 County/Town	Catalano, Estate of Lawrence D	\$ 214.77	\$ 214.77	\$ 49.96	\$ 264.73
135.00-3-43.2	2015 County/Town	Dlugy Marina	\$ 19,548.78	\$ 19,698.78	\$ 6,262.62	\$ 25,961.40
135.00-3-43.2	2016 County/Town	Dlugy Marina	\$ 19,991.47	\$ 19,991.47	\$ 4,005.29	\$ 23,996.76
135.00-3-64	2015 County/Town	Chestnut Hill Holding Group II	\$ 375.81	\$ 525.81	\$ 127.26	\$ 653.07
135.00-3-64	2016 County/Town	Chestnut Hill Holding Group II	\$ 966.86	\$ 966.86	\$ 200.37	\$ 1,167.23
Totals for: Town of Cairo			\$ 285,218.18	\$ 292,332.40	\$ 80,657.36	\$ 372,989.76

SWIS: 192601

156.13-1-7	2015 County/Town	Grady Hill Development Corp	\$ 2,016.80	\$ 2,166.80	\$ 652.38	\$ 2,819.18
156.13-1-7	2016 County/Town	Grady Hill Development Corp	\$ 2,032.86	\$ 2,032.86	\$ 413.57	\$ 2,446.43
156.13-2-8	2015 County/Town	Delaney Jeffrey D and Delaney Sherri Lee	\$ 3,587.95	\$ 3,737.95	\$ 1,155.15	\$ 4,893.10
156.13-2-8	2016 County/Town	Delaney Jeffrey D and Delaney Sherri Lee	\$ 3,729.10	\$ 3,729.10	\$ 752.82	\$ 4,481.92

Schedule A

Parcel ID	Assessment year & Tax type	Current owner	Original Tax	Calculation base	Interest & penalties	Total due
156.13-2-12	2015 County/Town	Gardner Alphonse	\$ 537.80	\$ 687.80	\$ 179.10	\$ 866.90
156.13-2-12	2016 County/Town	Gardner Alphonse	\$ 1,003.12	\$ 1,003.12	\$ 207.63	\$ 1,210.75
156.17-5-38	2015 County/Town	Odorizzi-Bari Rev.Trust, Lorra and Odorizzi-Bari Lorraine	\$ 1,331.07	\$ 1,481.07	\$ 432.94	\$ 1,914.01
156.17-5-38	2016 County/Town	Odorizzi-Bari Rev.Trust, Lorra and Odorizzi-Bari Lorraine	\$ 1,341.69	\$ 1,341.69	\$ 275.33	\$ 1,617.02
156.70-2-11	2015 County/Town	Anasta-Pierre Finolia M	\$ 438.25	\$ 588.25	\$ 147.24	\$ 735.49
156.70-3-17	2015 County/Town	Neal Wayne A	\$ 2,805.07	\$ 2,955.07	\$ 904.62	\$ 3,859.69
156.70-3-17	2016 County/Town	Neal Wayne A	\$ 2,638.75	\$ 2,638.75	\$ 534.76	\$ 3,173.51
171.07-1-1	2015 County/Town	Murray Barbara Antolos	\$ 1,865.84	\$ 2,015.84	\$ 604.07	\$ 2,619.91
171.07-1-1	2016 County/Town	Murray Barbara Antolos	\$ 1,501.29	\$ 1,501.29	\$ 307.26	\$ 1,808.55
171.07-1-25	2015 County/Town	Estate of Evelyn Helmedach and c/o Velyn Thorne	\$ 49.18	\$ 199.18	\$ 22.74	\$ 221.92
171.07-1-25	2016 County/Town	Estate of Evelyn Helmedach and c/o Velyn Thorne	\$ 81.29	\$ 81.29	\$ 23.26	\$ 104.55
171.08-8-5	2015 County/Town	Ramos Dominick and Ramos Corinne C	\$ 4,349.18	\$ 4,499.18	\$ 1,398.74	\$ 5,897.92
171.08-8-5	2016 County/Town	Ramos Dominick and Ramos Corinne C	\$ 4,419.38	\$ 4,419.38	\$ 890.88	\$ 5,310.26
171.12-2-8	2015 County/Town	Leone Anthony F	\$ 470.58	\$ 620.58	\$ 157.59	\$ 778.17
171.12-2-8	2016 County/Town	Leone Anthony F	\$ 474.33	\$ 474.33	\$ 101.87	\$ 576.20
171.12-2-13	2015 County/Town	Leone Anthony F	\$ 6,102.76	\$ 6,252.76	\$ 1,959.89	\$ 8,212.65
171.12-2-13	2016 County/Town	Leone Anthony F	\$ 6,148.83	\$ 6,148.83	\$ 1,236.77	\$ 7,385.60
171.12-2-14	2015 County/Town	Leone Frank A and Leone Anthony F	\$ 430.25	\$ 580.25	\$ 144.68	\$ 724.93
171.12-2-14	2016 County/Town	Leone Frank A and Leone Anthony F	\$ 433.67	\$ 433.67	\$ 93.73	\$ 527.40
172.05-2-2	Installment Payment P	Willis Jessica A	\$ 14,465.30	\$ 10,849.01	\$ 1,515.07	\$ 12,364.08
172.05-2-10	2015 County/Town	Bartholomew Leona	\$ 1,251.20	\$ 1,401.20	\$ 407.38	\$ 1,808.58
172.05-2-10	2016 County/Town	Bartholomew Leona	\$ 1,288.71	\$ 1,288.71	\$ 264.74	\$ 1,553.45
172.05-4-24	2015 County/Town	Harborlights Marina Corp and Catskill Marina	\$ 7,045.26	\$ 7,195.26	\$ 2,261.49	\$ 9,456.75
172.05-4-24	2016 County/Town	Harborlights Marina Corp and Catskill Marina	\$ 6,815.53	\$ 6,815.53	\$ 1,370.11	\$ 8,185.64
172.05-5-13	2015 County/Town	ZAC Holding Company Inc	\$ 30,731.25	\$ 30,881.25	\$ 9,841.00	\$ 40,722.25
172.05-5-13	2016 County/Town	ZAC Holding Company Inc	\$ 30,506.17	\$ 30,506.17	\$ 6,108.23	\$ 36,614.40
172.05-6-34	2015 County/Town	Petrianni Salvatore and Petrianni Mary I	\$ 3,853.37	\$ 4,003.37	\$ 1,240.08	\$ 5,243.45
172.05-6-64	2015 County/Town	Wase Michele	\$ 6,223.77	\$ 6,373.77	\$ 1,998.61	\$ 8,372.38
172.05-6-64	2016 County/Town	Wase Michele	\$ 6,270.81	\$ 6,270.81	\$ 1,261.17	\$ 7,531.98
172.05-7-12	2015 County/Town	Chewens Linda S	\$ 779.10	\$ 929.10	\$ 256.32	\$ 1,185.42
172.05-7-12	2016 County/Town	Chewens Linda S	\$ 5,420.95	\$ 5,420.95	\$ 1,091.19	\$ 6,512.14
172.06-5-8	2015 County/Town	McIndoo Tara and Rhodes Benjamin	\$ 2,049.13	\$ 2,199.13	\$ 662.72	\$ 2,861.85
172.06-5-8	2016 County/Town	McIndoo Tara and Rhodes Benjamin	\$ 3,709.39	\$ 3,709.39	\$ 748.88	\$ 4,458.27
172.06-5-30	2015 County/Town	Riley John and Riley Connie	\$ 3,073.20	\$ 3,223.20	\$ 990.42	\$ 4,213.62
172.06-5-30	2016 County/Town	Riley John and Riley Connie	\$ 2,908.19	\$ 2,908.19	\$ 588.63	\$ 3,496.82
172.06-5-72	2015 County/Town	Catskill Creek Holding LLC and Sean Meagher	\$ 5,391.54	\$ 5,541.54	\$ 1,732.30	\$ 7,273.84
172.06-5-72	2016 County/Town	Catskill Creek Holding LLC and Sean Meagher	\$ 5,434.53	\$ 5,434.53	\$ 1,093.91	\$ 6,528.44
172.09-2-25	2015 County/Town	Gaffney Gerald P	\$ 517.65	\$ 667.65	\$ 172.64	\$ 840.29
172.09-2-25	2016 County/Town	Gaffney Gerald P	\$ 521.77	\$ 521.77	\$ 111.36	\$ 633.13
Totals for: Village of Catskill			\$ 186,045.86	\$ 185,729.57	\$ 46,313.27	\$ 232,042.84
SWIS: 192689						
119.00-15-10.2	2015 County/Town	Berg George and c/o Diane Berg	\$ 660.95	\$ 810.95	\$ 218.51	\$ 1,029.46
119.00-15-10.2	2016 County/Town	Berg George and c/o Diane Berg	\$ 2,877.50	\$ 2,877.50	\$ 582.51	\$ 3,460.01
136.00-9-29	2015 County/Town	Saunders Francis Jr	\$ 1,299.08	\$ 1,449.08	\$ 422.70	\$ 1,871.78
136.00-9-29	2016 County/Town	Saunders Francis Jr	\$ 1,306.04	\$ 1,306.04	\$ 268.21	\$ 1,574.25
137.00-1-30	2015 County/Town	Monteverde Lorraine F	\$ 1,592.96	\$ 1,742.96	\$ 516.75	\$ 2,259.71
137.00-1-30	2016 County/Town	Monteverde Lorraine F	\$ 513.92	\$ 513.92	\$ 109.79	\$ 623.71
137.00-5-13.1	2015 County/Town	Saunders Francis Jr	\$ 2,059.86	\$ 2,209.86	\$ 666.16	\$ 2,876.02
137.00-5-13.1	2016 County/Town	Saunders Francis Jr	\$ 2,064.09	\$ 2,064.09	\$ 419.81	\$ 2,483.90
137.00-5-13.2	2015 County/Town	Saunders Francis Jr	\$ 1,158.10	\$ 1,308.10	\$ 377.60	\$ 1,685.70
137.00-5-13.2	2016 County/Town	Saunders Francis Jr	\$ 1,160.48	\$ 1,160.48	\$ 239.09	\$ 1,399.57
137.00-5-14	2015 County/Town	Saunders Francis Jr	\$ 1,602.11	\$ 1,752.11	\$ 519.68	\$ 2,271.79
137.00-5-14	2016 County/Town	Saunders Francis Jr	\$ 1,605.40	\$ 1,605.40	\$ 328.08	\$ 1,933.48
137.00-5-18.2	2015 County/Town	Saunders Francis Jr	\$ 1,249.64	\$ 1,399.64	\$ 406.88	\$ 1,806.52
137.00-5-18.2	2016 County/Town	Saunders Francis Jr	\$ 1,252.22	\$ 1,252.22	\$ 257.44	\$ 1,509.66
137.00-8-43	2015 County/Town	Callahan Joseph D and Callahan Raoul J	\$ 6,911.97	\$ 7,061.97	\$ 2,218.83	\$ 9,280.80
137.01-1-8	2015 County/Town	Cerasani, Jr. (Estate) Anthony and Cerasani Marie	\$ 507.17	\$ 657.17	\$ 169.29	\$ 826.46
137.01-1-8	2016 County/Town	Cerasani, Jr. (Estate) Anthony and Cerasani Marie	\$ 3,931.32	\$ 3,931.32	\$ 793.27	\$ 4,724.59
137.02-1-33	2015 County/Town	Castle Dawn M	\$ 3,176.75	\$ 3,326.75	\$ 1,023.57	\$ 4,350.32
137.02-1-33	2016 County/Town	Castle Dawn M	\$ 3,183.26	\$ 3,183.26	\$ 643.65	\$ 3,826.91
137.02-4-10	2015 County/Town	Salnardi Walter A and Salnardi Walter F	\$ 2,952.48	\$ 3,102.48	\$ 951.79	\$ 4,054.27
137.02-4-10	2016 County/Town	Salnardi Walter A and Salnardi Walter F	\$ 2,958.51	\$ 2,958.51	\$ 598.71	\$ 3,557.22
138.00-8-26	2015 County/Town	Desantis Anthony Jr and Desantis Anthony 3rd	\$ 1,034.51	\$ 1,184.51	\$ 338.05	\$ 1,522.56
138.00-8-26	2016 County/Town	Desantis Anthony Jr and Desantis Anthony 3rd	\$ 1,036.62	\$ 1,036.62	\$ 214.32	\$ 1,250.94
138.01-2-2	2015 County/Town	Mezzacappa Anthony and Mezzacappa Julia L	\$ 3,450.88	\$ 3,600.88	\$ 1,111.28	\$ 4,712.16
153.00-3-10	2015 County/Town	Hokula Mark T and Hokula Helen A	\$ 480.63	\$ 630.63	\$ 160.80	\$ 791.43

Schedule A

Parcel ID	Assessment year & Tax type	Current owner	Original Tax	Calculation base	Interest & penalties	Total due
153.00-3-39	2015 County/Town	Ellet Daniel	\$ 6,223.94	\$ 6,373.94	\$ 1,998.67	\$ 8,372.61
153.00-3-39	2016 County/Town	Ellet Daniel	\$ 6,240.35	\$ 6,240.35	\$ 1,255.08	\$ 7,495.43
154.00-1-4	2015 County/Town	Lacek Debra	\$ 617.96	\$ 767.96	\$ 204.75	\$ 972.71
155.00-7-1	2015 County/Town	Rikard Roger	\$ 1,473.30	\$ 1,623.30	\$ 478.47	\$ 2,101.77
155.00-7-1	2016 County/Town	Rikard Roger	\$ 1,476.20	\$ 1,476.20	\$ 302.24	\$ 1,778.44
155.02-3-8	2015 County/Town	Colon Nyrelle	\$ 438.08	\$ 588.08	\$ 147.18	\$ 735.26
155.02-3-8	2016 County/Town	Colon Nyrelle	\$ 469.37	\$ 469.37	\$ 100.88	\$ 570.25
155.12-3-7	2015 County/Town	Gustavson Mark A	\$ 3,262.43	\$ 3,412.43	\$ 1,050.98	\$ 4,463.41
155.12-3-7	2016 County/Town	Gustavson Mark A	\$ 3,443.71	\$ 3,443.71	\$ 695.74	\$ 4,139.45
156.09-1-15	2015 County/Town	Young Gregory S	\$ 3,962.12	\$ 4,112.12	\$ 1,274.88	\$ 5,387.00
156.09-1-15	2016 County/Town	Young Gregory S	\$ 3,686.54	\$ 3,686.54	\$ 744.31	\$ 4,430.85
156.09-3-14	2015 County/Town	Klein Tina	\$ 3,443.97	\$ 3,593.97	\$ 1,109.07	\$ 4,703.04
156.09-5-9	2015 County/Town	Carr Lary A and Carr Linda M	\$ 3,077.27	\$ 3,227.27	\$ 991.73	\$ 4,219.00
156.09-5-9	2016 County/Town	Carr Lary A and Carr Linda M	\$ 3,228.97	\$ 3,228.97	\$ 652.80	\$ 3,881.77
169.00-2-24	2015 County/Town	Anisuzzaman Mohammad and Anisuzzaman Suraiya	\$ 2,019.78	\$ 2,169.78	\$ 653.34	\$ 2,823.12
169.00-3-7	2015 County/Town	Van Deusen Ronald and Van Deusen Marianna	\$ 229.52	\$ 379.52	\$ 80.45	\$ 459.97
169.00-3-8	2015 County/Town	Van Deusen Ronald S and Van Deusen Wife	\$ 3,658.57	\$ 3,808.57	\$ 1,177.74	\$ 4,986.31
169.00-3-26	2015 County/Town	Sanchez Eric M and Sullivan Frances A	\$ 986.94	\$ 1,136.94	\$ 322.83	\$ 1,459.77
169.00-3-26	2016 County/Town	Sanchez Eric M and Sullivan Frances A	\$ 992.22	\$ 992.22	\$ 205.44	\$ 1,197.66
169.00-4-6	2015 County/Town	La Mare Win, LLC	\$ 918.08	\$ 1,068.08	\$ 300.78	\$ 1,368.86
169.00-4-6	2016 County/Town	La Mare Win, LLC	\$ 923.00	\$ 923.00	\$ 191.60	\$ 1,114.60
169.00-4-7.2	2015 County/Town	Friar Tuck Resorts Inc.	\$ 52,041.56	\$ 52,191.56	\$ 16,660.30	\$ 68,851.86
169.00-4-7.2	2016 County/Town	Friar Tuck Resorts Inc.	\$ 52,320.38	\$ 52,320.38	\$ 10,471.08	\$ 62,791.46
169.00-4-23	2015 County/Town	La Mare Win, LLC	\$ 1,377.14	\$ 1,527.14	\$ 447.69	\$ 1,974.83
169.00-4-23	2016 County/Town	La Mare Win, LLC	\$ 1,384.50	\$ 1,384.50	\$ 283.91	\$ 1,668.41
169.00-4-27	2015 County/Town	La Mare Win, LLC	\$ 133.88	\$ 283.88	\$ 49.84	\$ 333.72
169.00-4-27	2016 County/Town	La Mare Win, LLC	\$ 134.16	\$ 134.16	\$ 33.83	\$ 167.99
169.00-5-6	2015 County/Town	Dlm Group Inc and c/o Jean Claude Franchetti	\$ 10,328.43	\$ 10,478.43	\$ 3,312.10	\$ 13,790.53
169.00-5-6	2016 County/Town	Dlm Group Inc and c/o Jean Claude Franchetti	\$ 10,383.78	\$ 10,383.78	\$ 2,083.76	\$ 12,467.54
169.00-8-9	2015 County/Town	Quickaffee, LTD and Hirving Ebanks	\$ 4,516.97	\$ 4,666.97	\$ 1,452.43	\$ 6,119.40
169.00-8-9	2016 County/Town	Quickaffee, LTD and Hirving Ebanks	\$ 4,541.19	\$ 4,541.19	\$ 915.23	\$ 5,456.42
169.04-1-4	2015 County/Town	J&V Properties of Florida, LLC	\$ 817.09	\$ 967.09	\$ 268.46	\$ 1,235.55
169.04-1-4	2016 County/Town	J&V Properties of Florida, LLC	\$ 821.48	\$ 821.48	\$ 171.29	\$ 992.77
170.00-2-24	2008 County/Town	Miller Joseph M	\$ 1,986.92	\$ 2,088.37	\$ 2,318.09	\$ 4,406.46
170.00-2-24	2009 County/Town	Miller Joseph M	\$ 2,001.02	\$ 2,103.17	\$ 2,040.07	\$ 4,143.24
170.00-2-24	2010 County/Town	Miller Joseph M	\$ 2,042.05	\$ 2,146.25	\$ 1,824.31	\$ 3,970.56
170.00-2-24	2011 County/Town	Miller Joseph M	\$ 2,098.84	\$ 2,405.00	\$ 1,610.29	\$ 4,015.29
170.00-2-24	2015 County/Town	Miller Joseph M	\$ 2,350.28	\$ 2,500.28	\$ 759.09	\$ 3,259.37
170.00-2-24	2016 County/Town	Miller Joseph M	\$ 2,362.88	\$ 2,362.88	\$ 479.57	\$ 2,842.45
170.00-5-19.1	2015 County/Town	Carney Frederick Jr and Storley Erika	\$ 3,562.53	\$ 3,712.53	\$ 1,147.01	\$ 4,859.54
170.00-5-19.1	2016 County/Town	Carney Frederick Jr and Storley Erika	\$ 3,572.25	\$ 3,572.25	\$ 721.45	\$ 4,293.70
170.03-1-15	2015 County/Town	Jackson William V	\$ 2,988.35	\$ 3,138.35	\$ 963.28	\$ 4,101.63
170.03-1-15	2016 County/Town	Jackson William V	\$ 3,004.38	\$ 3,004.38	\$ 607.88	\$ 3,612.26
171.00-1-11	2015 County/Town	Rhodes Benjamin C and McIndoo Tara	\$ 3,602.94	\$ 3,752.94	\$ 1,159.94	\$ 4,912.88
171.00-4-39	2015 County/Town	Rothe Richard	\$ 1,395.29	\$ 1,545.29	\$ 453.49	\$ 1,998.78
171.00-4-39	2016 County/Town	Rothe Richard	\$ 1,398.02	\$ 1,398.02	\$ 286.60	\$ 1,684.62
171.00-6-10	2015 County/Town	Kent William H III	\$ 697.63	\$ 847.63	\$ 230.24	\$ 1,077.87
171.00-6-10	2016 County/Town	Kent William H III	\$ 699.00	\$ 699.00	\$ 146.80	\$ 845.80
171.12-7-13	2015 County/Town	Boardman Evan H and Boardman Marion G	\$ 32.24	\$ 182.24	\$ 17.31	\$ 199.55
171.12-7-13	2016 County/Town	Boardman Evan H and Boardman Marion G	\$ 101.18	\$ 101.18	\$ 27.23	\$ 128.41
171.12-7-25.12	2015 County/Town	DiGiovanni Damon	\$ 5,035.54	\$ 5,185.54	\$ 1,618.38	\$ 6,803.92
171.12-7-25.12	2016 County/Town	DiGiovanni Damon	\$ 5,434.53	\$ 5,434.53	\$ 1,093.91	\$ 6,528.44
184.00-3-20.2	2015 County/Town	Rose 494 Property Inc and C/O Vito Torcolese	\$ 6,195.64	\$ 6,345.64	\$ 1,989.60	\$ 8,335.24
184.00-3-20.2	2016 County/Town	Rose 494 Property Inc and C/O Vito Torcolese	\$ 5,402.41	\$ 5,402.41	\$ 1,087.48	\$ 6,489.89
185.02-1-5	2015 County/Town	Granatella Vincent	\$ 1,014.48	\$ 1,164.48	\$ 331.63	\$ 1,496.11
185.02-1-5	2016 County/Town	Granatella Vincent	\$ 1,019.94	\$ 1,019.94	\$ 210.99	\$ 1,230.93
185.03-1-16	2015 County/Town	Hogan Elizabeth	\$ 2,694.89	\$ 2,844.89	\$ 869.36	\$ 3,714.25
185.03-1-16	2016 County/Town	Hogan Elizabeth	\$ 2,708.81	\$ 2,708.81	\$ 548.77	\$ 3,257.58
186.00-3-3	2015 County/Town	Kenefick Patricia P and Daley Grace	\$ 459.05	\$ 609.05	\$ 153.89	\$ 762.94
186.00-3-3	2016 County/Town	Kenefick Patricia P and Daley Grace	\$ 461.51	\$ 461.51	\$ 99.31	\$ 560.82
187.00-2-7	2015 County/Town	Overbaugh Richard N III	\$ 3,139.38	\$ 3,289.38	\$ 1,011.61	\$ 4,300.99
187.00-2-7	2016 County/Town	Overbaugh Richard N III	\$ 3,145.53	\$ 3,145.53	\$ 636.11	\$ 3,781.64
199.07-1-2	2015 County/Town	Odea, (Estate) Lillian M and Attn: Joanne Martone	\$ 2,710.71	\$ 2,860.71	\$ 874.43	\$ 3,735.14
199.07-1-2	2016 County/Town	Odea, (Estate) Lillian M and Attn: Joanne Martone	\$ 2,733.29	\$ 2,733.29	\$ 553.66	\$ 3,286.95
199.07-5-6.1	2015 County/Town	Raffiani Francis M Jr and Edwards Tracy B	\$ 3,648.31	\$ 3,798.31	\$ 1,174.47	\$ 4,972.78
199.07-5-6.1	2016 County/Town	Raffiani Francis M Jr and Edwards Tracy B	\$ 3,684.79	\$ 3,684.79	\$ 743.96	\$ 4,428.75
199.08-3-8	2015 County/Town	Poenicke Jessica	\$ 2,193.01	\$ 2,343.01	\$ 708.76	\$ 3,051.77
199.08-3-8	2016 County/Town	Poenicke Jessica	\$ 2,201.33	\$ 2,201.33	\$ 447.27	\$ 2,648.60

Schedule A

Parcel ID	Assessment year & Tax type	Current owner	Original Tax	Calculation base	Interest & penalties	Total due
199.08-6-4.11	2015 County/Town	Paolino Jeffrey	\$ 2,331.60	\$ 2,481.60	\$ 753.11	\$ 3,234.71
199.08-6-4.11	2016 County/Town	Paolino Jeffrey	\$ 2,351.02	\$ 2,351.02	\$ 477.20	\$ 2,828.22
199.12-1-29	2015 County/Town	Martini Emil P and Martini Adele	\$ 8,884.31	\$ 9,034.31	\$ 2,849.99	\$ 11,884.30
199.12-1-29	2016 County/Town	Martini Emil P and Martini Adele	\$ 8,917.97	\$ 8,917.97	\$ 1,790.60	\$ 10,708.57
201.00-2-64	2015 County/Town	Rothe Erich	\$ 2,492.24	\$ 2,642.24	\$ 804.51	\$ 3,446.75
201.00-2-64	2016 County/Town	Rothe Erich	\$ 2,497.13	\$ 2,497.13	\$ 506.43	\$ 3,003.56
212.00-2-5	2015 County/Town	Grgurinovich, (Estate of) Helen	\$ 435.64	\$ 585.64	\$ 146.40	\$ 732.04
212.00-2-5	2016 County/Town	Grgurinovich, (Estate of) Helen	\$ 438.95	\$ 438.95	\$ 94.79	\$ 533.74
212.16-2-33	2015 County/Town	Roberts Michael E and Roberts Melissa R	\$ 5,091.36	\$ 5,241.36	\$ 1,636.24	\$ 6,877.60
212.16-2-33	2016 County/Town	Roberts Michael E and Roberts Melissa R	\$ 6,116.81	\$ 6,116.81	\$ 1,230.37	\$ 7,347.18
Totals for: Town of Catskill			\$ 366,935.31	\$ 375,649.27	\$ 102,881.53	\$ 478,530.80

SWIS: 192801

56.10-2-50.1	2015 County/Town	Brennan Mark	\$ 27.42	\$ 177.42	\$ 15.78	\$ 193.20
56.10-2-55	2015 County/Town	Brennan Mark	\$ 27.42	\$ 177.42	\$ 15.78	\$ 193.20
71.07-2-18	2015 County/Town	D'arcangelis Howard J and D'arcangelis Anne Marie	\$ 3,276.19	\$ 3,426.19	\$ 1,055.38	\$ 4,481.57
71.07-2-18	2016 County/Town	D'arcangelis Howard J and D'arcangelis Anne Marie	\$ 5,171.92	\$ 5,171.92	\$ 1,041.39	\$ 6,213.31
Totals for: Village of Coxsackie			\$ 8,502.95	\$ 8,952.95	\$ 2,128.33	\$ 11,081.28

SWIS: 192889

53.00-2-12	2015 County/Town	McMullen Richard and McMullen Sandra	\$ 1,377.95	\$ 1,527.95	\$ 447.95	\$ 1,975.90
53.00-2-12	2016 County/Town	McMullen Richard and McMullen Sandra	\$ 687.68	\$ 687.68	\$ 144.53	\$ 832.21
54.03-1-18	2015 County/Town	DeFreitas Everaldo	\$ 2,399.10	\$ 2,549.10	\$ 774.72	\$ 3,323.82
54.03-1-18	2016 County/Town	DeFreitas Everaldo	\$ 2,909.41	\$ 2,909.41	\$ 588.88	\$ 3,498.29
54.03-2-18	2015 County/Town	Bernesser Joshua and Bernesser Joseph	\$ 4,039.20	\$ 4,189.20	\$ 1,299.54	\$ 5,488.74
54.03-2-18	2016 County/Town	Bernesser Joshua and Bernesser Joseph	\$ 4,053.77	\$ 4,053.77	\$ 817.76	\$ 4,871.53
56.00-3-13	2015 County/Town	Sorozan Daniel P	\$ 38.64	\$ 188.64	\$ 19.36	\$ 208.00
56.00-3-13	2016 County/Town	Sorozan Daniel P	\$ 38.79	\$ 38.79	\$ 14.76	\$ 53.55
68.00-3-18.2	2015 County/Town	Kemnah Raymond	\$ 1,297.50	\$ 1,447.50	\$ 422.21	\$ 1,869.71
69.00-2-5	2015 County/Town	Matter Douglas M	\$ 425.16	\$ 575.16	\$ 143.05	\$ 718.21
69.00-2-57	2015 County/Town	Smith Matthew S	\$ 1,623.41	\$ 1,773.41	\$ 526.49	\$ 2,299.90
69.00-2-57	2016 County/Town	Smith Matthew S	\$ 1,629.27	\$ 1,629.27	\$ 332.86	\$ 1,962.13
70.00-2-9	2015 County/Town	Vigneaux Richard	\$ 1,217.57	\$ 1,367.57	\$ 396.62	\$ 1,764.19
70.00-2-10	2015 County/Town	Vigneaux Richard J	\$ 173.93	\$ 323.93	\$ 62.66	\$ 386.59
87.00-4-2	2015 County/Town	Pilato Shane	\$ 1,159.58	\$ 1,309.58	\$ 378.07	\$ 1,687.65
87.00-4-2	2016 County/Town	Pilato Shane	\$ 1,163.77	\$ 1,163.77	\$ 239.76	\$ 1,403.53
88.06-1-9	2015 County/Town	Viggiani Joseph	\$ 61.58	\$ 211.58	\$ 26.71	\$ 238.29
88.06-1-9	2016 County/Town	Viggiani Joseph	\$ 186.21	\$ 186.21	\$ 44.24	\$ 230.45
88.10-3-9	2015 County/Town	Wayne Window Corp.	\$ 301.49	\$ 451.49	\$ 103.47	\$ 554.96
88.10-3-9	2016 County/Town	Wayne Window Corp.	\$ 302.58	\$ 302.58	\$ 67.52	\$ 370.10
88.10-3-27	2015 County/Town	Hysenaj Bajrush	\$ 231.92	\$ 381.92	\$ 81.22	\$ 463.14
88.10-3-27	2016 County/Town	Hysenaj Bajrush	\$ 232.77	\$ 232.77	\$ 53.56	\$ 286.33
88.10-4-11	2015 County/Town	Jacobs Reuben C	\$ 55.17	\$ 205.17	\$ 24.65	\$ 229.82
88.10-4-11	2016 County/Town	Jacobs Reuben C	\$ 166.80	\$ 166.80	\$ 40.36	\$ 207.16
88.10-4-17	2015 County/Town	Wayne Scott Ray	\$ 154.61	\$ 304.61	\$ 56.47	\$ 361.08
88.10-4-17	2016 County/Town	Wayne Scott Ray	\$ 155.17	\$ 155.17	\$ 38.03	\$ 193.20
88.14-2-36	2015 County/Town	Payne Dolores	\$ 850.36	\$ 1,000.36	\$ 279.12	\$ 1,279.48
88.14-2-36	2016 County/Town	Payne Dolores	\$ 853.42	\$ 853.42	\$ 177.68	\$ 1,031.10
88.14-5-6	2015 County/Town	Rath Paul	\$ 282.15	\$ 432.15	\$ 97.29	\$ 529.44
88.14-5-18	2015 County/Town	Hysenaj Bajrush	\$ 224.18	\$ 374.18	\$ 78.74	\$ 452.92
88.14-5-18	2016 County/Town	Hysenaj Bajrush	\$ 225.00	\$ 225.00	\$ 52.00	\$ 277.00
88.15-1-31	2015 County/Town	Barroso Noberto	\$ 100.49	\$ 250.49	\$ 39.15	\$ 289.64
88.15-1-31	2016 County/Town	Barroso Noberto	\$ 100.87	\$ 100.87	\$ 27.17	\$ 128.04
88.15-2-28	2015 County/Town	Rakhminov Shalom	\$ 51.31	\$ 201.31	\$ 23.43	\$ 224.74
88.15-2-28	2016 County/Town	Rakhminov Shalom	\$ 155.17	\$ 155.17	\$ 38.03	\$ 193.20
88.15-4-21	2015 County/Town	Pepicelli James R	\$ 92.77	\$ 242.77	\$ 36.69	\$ 279.46
88.15-4-21	2016 County/Town	Pepicelli James R	\$ 93.09	\$ 93.09	\$ 25.61	\$ 118.70
88.18-1-33	2015 County/Town	Willey Traci	\$ 185.54	\$ 335.54	\$ 66.38	\$ 401.92
88.18-1-33	2016 County/Town	Willey Traci	\$ 186.21	\$ 186.21	\$ 44.24	\$ 230.45
88.18-2-21	2015 County/Town	Wayne Scott Ray	\$ 158.48	\$ 308.48	\$ 57.71	\$ 366.19
88.18-2-21	2016 County/Town	Wayne Scott Ray	\$ 159.05	\$ 159.05	\$ 38.81	\$ 197.86
88.18-4-8	2015 County/Town	Vlahos Nancy Dilizio	\$ 47.46	\$ 197.46	\$ 22.19	\$ 219.65
88.18-4-8	2016 County/Town	Vlahos Nancy Dilizio	\$ 143.54	\$ 143.54	\$ 35.71	\$ 179.25
88.18-5-45	2015 County/Town	Varsos Christos	\$ 3,053.58	\$ 3,203.58	\$ 984.15	\$ 4,187.73
88.18-5-45	2016 County/Town	Varsos Christos	\$ 3,064.56	\$ 3,064.56	\$ 619.91	\$ 3,684.47
88.18-6-8	2015 County/Town	Meo Alfred	\$ 47.46	\$ 197.46	\$ 22.19	\$ 219.65

Schedule A

Parcel ID	Assessment year & Tax type	Current owner	Original Tax	Calculation base	Interest & penalties	Total due
88.18-6-8	2016 County/Town	Meo Alfred	\$ 143.54	\$ 143.54	\$ 35.71	\$ 179.25
88.19-1-23	2015 County/Town	Hillen Caroline M and Korchowsky George	\$ 197.12	\$ 347.12	\$ 70.08	\$ 417.20
88.19-1-23	2016 County/Town	Hillen Caroline M and Korchowsky George	\$ 197.84	\$ 197.84	\$ 46.57	\$ 244.41
88.19-1-24	2015 County/Town	Hillen Caroline M and Korchowsky George	\$ 154.61	\$ 304.61	\$ 56.47	\$ 361.08
88.19-1-24	2016 County/Town	Hillen Caroline M and Korchowsky George	\$ 155.17	\$ 155.17	\$ 38.03	\$ 193.20
88.19-2-13	2015 County/Town	Benjamin Harold	\$ 243.51	\$ 393.51	\$ 84.93	\$ 478.44
88.19-2-13	2016 County/Town	Benjamin Harold	\$ 244.40	\$ 244.40	\$ 55.88	\$ 300.28
88.19-3-24	2015 County/Town	Hanley Thomas J	\$ 158.48	\$ 308.48	\$ 57.71	\$ 366.19
88.19-3-24	2016 County/Town	Hanley Thomas J	\$ 159.05	\$ 159.05	\$ 38.81	\$ 197.86
88.19-4-8	2015 County/Town	Turchio Jack	\$ 189.40	\$ 339.40	\$ 67.61	\$ 407.01
88.19-4-8	2016 County/Town	Turchio Jack	\$ 190.09	\$ 190.09	\$ 45.01	\$ 235.10
105.00-5-9	2015 County/Town	Casper Ingo	\$ 3,578.01	\$ 3,728.01	\$ 1,151.96	\$ 4,879.97
105.00-5-9	2016 County/Town	Casper Ingo	\$ 3,582.87	\$ 3,582.87	\$ 723.57	\$ 4,306.44
105.06-1-15	2015 County/Town	Guastella Phyllis	\$ 1,302.60	\$ 1,452.60	\$ 423.83	\$ 1,876.43
105.06-1-15	2016 County/Town	Guastella Phyllis	\$ 1,307.30	\$ 1,307.30	\$ 268.47	\$ 1,575.77
105.07-4-3	2015 County/Town	Strohmayr Sandor	\$ 1,080.99	\$ 1,230.99	\$ 352.92	\$ 1,583.91
105.07-4-3	2016 County/Town	Strohmayr Sandor	\$ 2,951.81	\$ 2,951.81	\$ 597.37	\$ 3,549.18
105.07-4-15	2015 County/Town	Hollow Rd Corp	\$ 119.82	\$ 269.82	\$ 45.35	\$ 315.17
105.07-4-15	2016 County/Town	Hollow Rd Corp	\$ 120.23	\$ 120.23	\$ 31.04	\$ 151.27
Totals for: Town of Coxsackie			\$ 52,234.56	\$ 57,484.56	\$ 14,102.97	\$ 71,587.53
SWIS: 193000						
20.00-1-13	2015 County/Town	Woolley Valerie and Woolley David	\$ 5,328.33	\$ 5,478.33	\$ 1,712.07	\$ 7,190.40
20.00-1-13	2016 County/Town	Woolley Valerie and Woolley David	\$ 5,357.07	\$ 5,357.07	\$ 1,078.41	\$ 6,435.48
20.00-1-38	2015 County/Town	Tonaj Andrew and Funic Kenny	\$ 454.51	\$ 604.51	\$ 152.45	\$ 756.96
20.00-1-38	2016 County/Town	Tonaj Andrew and Funic Kenny	\$ 1,385.34	\$ 1,385.34	\$ 284.07	\$ 1,669.41
21.03-1-25	2015 County/Town	Markowitz Zipora	\$ 3,171.79	\$ 3,321.79	\$ 1,021.98	\$ 4,343.77
21.03-1-25	2016 County/Town	Markowitz Zipora	\$ 3,185.35	\$ 3,185.35	\$ 644.08	\$ 3,829.43
21.03-1-30	2015 County/Town	Fuks Adam and Fuks Bozenna	\$ 3,872.54	\$ 4,022.54	\$ 1,246.22	\$ 5,268.76
22.00-4-8	2015 County/Town	Haye Michael D and Haye Sandra M	\$ 985.37	\$ 1,135.37	\$ 322.32	\$ 1,457.69
22.00-4-8	2016 County/Town	Haye Michael D and Haye Sandra M	\$ 990.69	\$ 990.69	\$ 205.13	\$ 1,195.82
22.00-4-11	2015 County/Town	Marshall-Haye Sandra	\$ 2,956.12	\$ 3,106.12	\$ 952.96	\$ 4,059.08
22.00-4-12	2015 County/Town	Marshall-Haye Sandra	\$ 474.44	\$ 624.44	\$ 158.82	\$ 783.26
31.00-1-21	2015 County/Town	Lyon Archie P	\$ 1,094.86	\$ 1,244.86	\$ 357.36	\$ 1,602.22
31.00-1-21	2016 County/Town	Lyon Archie P	\$ 1,100.76	\$ 1,100.76	\$ 227.16	\$ 1,327.92
34.00-5-20.1	2015 County/Town	Fitzgibbons Thomas and Fitzgibbons Margaret	\$ 3,102.17	\$ 3,252.17	\$ 999.69	\$ 4,251.86
34.00-5-20.1	2016 County/Town	Fitzgibbons Thomas and Fitzgibbons Margaret	\$ 3,113.34	\$ 3,113.34	\$ 629.67	\$ 3,743.01
34.03-1-9	2015 County/Town	McGahan Donald T and Marie McGahan	\$ 73.34	\$ 223.34	\$ 30.48	\$ 253.82
34.03-1-9	2016 County/Town	McGahan Donald T and Marie McGahan	\$ 73.76	\$ 73.76	\$ 21.76	\$ 95.52
35.00-4-13	2015 County/Town	Conti Robert D and Conti Rachel	\$ 513.36	\$ 663.36	\$ 171.28	\$ 834.64
35.00-4-13	2016 County/Town	Conti Robert D and Conti Rachel	\$ 516.26	\$ 516.26	\$ 110.25	\$ 626.51
35.00-4-14	2015 County/Town	Conti Robert D and Conti Rachel	\$ 3,373.51	\$ 3,523.51	\$ 1,086.53	\$ 4,610.04
35.00-4-14	2016 County/Town	Conti Robert D and Conti Rachel	\$ 3,392.58	\$ 3,392.58	\$ 685.52	\$ 4,078.10
47.00-1-19	2014 County/Town	Matthews Craig	\$ 475.05	\$ 475.05	\$ 216.02	\$ 691.07
47.00-1-19	2015 County/Town	Matthews Craig	\$ 474.44	\$ 474.44	\$ 158.82	\$ 633.26
47.00-1-19	2016 County/Town	Matthews Craig	\$ 476.99	\$ 476.99	\$ 102.40	\$ 579.39
48.00-4-18	2015 County/Town	Uhl Jeremy T and Uhl Riebecca L	\$ 1,540.09	\$ 1,690.09	\$ 499.82	\$ 2,189.91
48.00-4-18	2016 County/Town	Uhl Jeremy T and Uhl Riebecca L	\$ 663.76	\$ 663.76	\$ 139.76	\$ 803.52
49.00-3-1.2	2015 County/Town	Fingleton Donal and Fingleton Jessica	\$ 919.39	\$ 1,069.39	\$ 301.21	\$ 1,370.60
49.00-5-10	2015 County/Town	Pacifico Laura	\$ 2,515.48	\$ 2,665.48	\$ 811.95	\$ 3,477.43
50.00-4-21	2015 County/Town	Mammano Nicholas and Mammano Mary	\$ 1,650.09	\$ 1,800.09	\$ 535.02	\$ 2,335.11
50.00-4-21	2016 County/Town	Mammano Nicholas and Mammano Mary	\$ 1,659.41	\$ 1,659.41	\$ 338.88	\$ 1,998.29
50.00-4-46	2015 County/Town	Roos Edward M and Flaherty James As	\$ 4,785.23	\$ 4,935.23	\$ 1,538.27	\$ 6,473.50
50.00-4-46	2016 County/Town	Roos Edward M and Flaherty James As	\$ 4,812.30	\$ 4,812.30	\$ 969.47	\$ 5,781.77
50.00-5-26	2015 County/Town	Winters Patrick	\$ 4,583.56	\$ 4,733.56	\$ 1,473.74	\$ 6,207.30
50.00-5-26	2016 County/Town	Winters Patrick	\$ 1,546.53	\$ 1,546.53	\$ 316.31	\$ 1,862.84
50.01-2-14	2015 County/Town	Goff Kristine E	\$ 459.70	\$ 609.70	\$ 154.11	\$ 763.81
Totals for: Town of Durham			\$ 71,077.51	\$ 73,927.51	\$ 19,653.99	\$ 93,581.50
SWIS: 193200						
11.00-3-17	2015 County/Town	Beaton William E and Beaton Lucinda L	\$ 3,846.25	\$ 3,996.25	\$ 1,237.80	\$ 5,234.05
11.00-4-18	2009 County/Town	Masi Domenico	\$ 1,156.06	\$ 1,215.96	\$ 1,179.48	\$ 2,395.44
11.00-4-18	2010 County/Town	Masi Domenico	\$ 1,161.84	\$ 1,222.03	\$ 1,038.73	\$ 2,260.76
11.00-4-18	2011 County/Town	Masi Domenico	\$ 1,192.95	\$ 1,254.70	\$ 915.93	\$ 2,170.63
11.00-4-18	2012 County/Town	Masi Domenico	\$ 1,207.36	\$ 1,450.22	\$ 774.54	\$ 2,224.76
11.00-4-18	2013 County/Town	Masi Domenico	\$ 1,253.60	\$ 1,318.28	\$ 644.98	\$ 1,963.26
11.00-4-18	2014 County/Town	Masi Domenico	\$ 1,268.48	\$ 1,268.48	\$ 565.13	\$ 1,833.61

Schedule A

Parcel ID	Assessment year & Tax type	Current owner	Original Tax	Calculation base	Interest & penalties	Total due
11.00-4-18	2015 County/Town	Masi Domenico	\$ 1,271.94	\$ 1,421.94	\$ 414.03	\$ 1,835.97
11.00-4-18	2016 County/Town	Masi Domenico	\$ 1,301.91	\$ 1,301.91	\$ 267.39	\$ 1,569.30
11.00-5-6	2009 County/Town	Masi Domenico	\$ 693.63	\$ 730.41	\$ 708.50	\$ 1,438.91
11.00-5-6	2010 County/Town	Masi Domenico	\$ 697.10	\$ 734.06	\$ 623.95	\$ 1,358.01
11.00-5-6	2011 County/Town	Masi Domenico	\$ 715.77	\$ 753.66	\$ 550.17	\$ 1,303.83
11.00-5-6	2012 County/Town	Masi Domenico	\$ 724.42	\$ 932.99	\$ 465.21	\$ 1,398.20
11.00-5-6	2013 County/Town	Masi Domenico	\$ 752.16	\$ 791.77	\$ 386.99	\$ 1,178.76
11.00-5-6	2014 County/Town	Masi Domenico	\$ 761.09	\$ 761.09	\$ 341.87	\$ 1,102.96
11.00-5-6	2015 County/Town	Masi Domenico	\$ 763.17	\$ 763.17	\$ 251.21	\$ 1,014.38
11.00-5-6	2016 County/Town	Masi Domenico	\$ 781.15	\$ 781.15	\$ 163.23	\$ 944.38
12.00-1-38	2013 County/Town	Masi Domenico and Alaimo Lucy	\$ 585.02	\$ 616.27	\$ 294.08	\$ 767.13
12.00-1-38	2014 County/Town	Masi Domenico and Alaimo Lucy	\$ 591.96	\$ 591.96	\$ 267.47	\$ 859.43
12.00-1-38	2015 County/Town	Masi Domenico and Alaimo Lucy	\$ 593.57	\$ 593.57	\$ 196.94	\$ 790.51
12.00-1-38	2016 County/Town	Masi Domenico and Alaimo Lucy	\$ 607.56	\$ 607.56	\$ 128.51	\$ 736.07
12.00-1-39	2014 County/Town	Masi Domenico and Masi Pasqualina	\$ 6,426.95	\$ 6,426.95	\$ 2,834.86	\$ 9,261.81
12.00-1-39	2015 County/Town	Masi Domenico and Masi Pasqualina	\$ 6,444.53	\$ 6,444.53	\$ 2,069.25	\$ 8,513.78
12.00-1-39	2016 County/Town	Masi Domenico and Masi Pasqualina	\$ 6,596.38	\$ 6,596.38	\$ 1,326.28	\$ 7,922.66
12.11-12-1	2015 County/Town	Bernesser Joseph	\$ 635.97	\$ 785.97	\$ 210.51	\$ 996.48
12.11-12-1	2016 County/Town	Bernesser Joseph	\$ 650.96	\$ 650.96	\$ 137.19	\$ 788.15
12.11-12-2	2015 County/Town	Bernesser Joseph	\$ 678.37	\$ 828.37	\$ 224.08	\$ 1,052.45
12.11-12-2	2016 County/Town	Bernesser Joseph	\$ 694.37	\$ 694.37	\$ 145.88	\$ 840.25
12.11-12-3	2015 County/Town	Bernesser Joseph	\$ 593.57	\$ 743.57	\$ 196.94	\$ 940.51
12.11-12-3	2016 County/Town	Bernesser Joseph	\$ 607.56	\$ 607.56	\$ 128.51	\$ 736.07
12.11-12-4	2015 County/Town	Bernesser Joseph	\$ 593.57	\$ 743.57	\$ 196.94	\$ 940.51
12.11-12-4	2016 County/Town	Bernesser Joseph	\$ 607.56	\$ 607.56	\$ 128.51	\$ 736.07
12.11-12-5	2015 County/Town	Bernesser Joseph	\$ 593.57	\$ 743.57	\$ 196.94	\$ 940.51
12.11-12-5	2016 County/Town	Bernesser Joseph	\$ 607.56	\$ 607.56	\$ 128.51	\$ 736.07
12.11-12-6	2015 County/Town	Bernesser Joseph	\$ 593.57	\$ 743.57	\$ 196.94	\$ 940.51
12.11-12-6	2016 County/Town	Bernesser Joseph	\$ 607.56	\$ 607.56	\$ 128.51	\$ 736.07
12.11-12-7	2015 County/Town	Bernesser Joseph	\$ 593.57	\$ 743.57	\$ 196.94	\$ 940.51
12.11-12-7	2016 County/Town	Bernesser Joseph	\$ 607.56	\$ 607.56	\$ 128.51	\$ 736.07
12.11-12-8	2015 County/Town	Bernesser Joseph	\$ 593.57	\$ 743.57	\$ 196.94	\$ 940.51
12.11-12-8	2016 County/Town	Bernesser Joseph	\$ 607.56	\$ 607.56	\$ 128.51	\$ 736.07
14.00-1-21	2015 County/Town	Storrs Michelle and Storrs Michelle	\$ 1,261.34	\$ 1,411.34	\$ 410.64	\$ 1,821.98
23.00-5-19	2015 County/Town	Storrs Michelle and Storrs Michelle	\$ 7,068.50	\$ 7,218.50	\$ 2,268.92	\$ 9,487.42
23.00-5-19	2016 County/Town	LaManda Michael A and LaManda Gail	\$ 7,237.42	\$ 7,237.42	\$ 1,454.48	\$ 8,691.90
24.04-1-1	2015 County/Town	LaManda Michael A and LaManda Gail	\$ 4,155.01	\$ 4,305.01	\$ 1,336.60	\$ 5,641.61
24.04-1-1	2016 County/Town	Steinmetz Michael A and Steinmetz Namrata Anju	\$ 4,252.93	\$ 4,252.93	\$ 857.59	\$ 5,110.52
25.00-5-1	2015 County/Town	Steinmetz Michael A and Steinmetz Namrata Anju	\$ 5,715.36	\$ 5,865.36	\$ 1,835.92	\$ 7,701.28
25.00-5-1	2016 County/Town	Boertlein Eve	\$ 5,814.22	\$ 5,814.22	\$ 1,169.84	\$ 6,984.06
36.00-1-33	2014 County/Town	Boertlein Eve	\$ 634.24	\$ 784.24	\$ 286.06	\$ 1,070.30
36.00-1-33	2015 County/Town	Masi Dominick and Masi Pasqualine	\$ 635.97	\$ 635.97	\$ 210.51	\$ 846.48
36.00-1-33	2016 County/Town	Masi Dominick and Masi Pasqualine	\$ 650.96	\$ 650.96	\$ 137.19	\$ 788.15
36.01-1-24	2015 County/Town	Skidmore June P and Grupe Meredith	\$ 1,187.16	\$ 1,337.16	\$ 386.89	\$ 1,724.05
36.01-1-24	2016 County/Town	Skidmore June P and Grupe Meredith	\$ 1,215.14	\$ 1,215.14	\$ 250.03	\$ 1,465.17
36.01-1-26	2015 County/Town	Skidmore June P and Grupe Meredith	\$ 678.37	\$ 828.37	\$ 224.08	\$ 1,052.45
36.01-1-26	2016 County/Town	Skidmore June P and Grupe Meredith	\$ 694.37	\$ 694.37	\$ 145.88	\$ 840.25
37.01-1-12	2009 County/Town	Masi Domenico	\$ 3,314.02	\$ 3,481.82	\$ 3,377.37	\$ 6,859.19
37.01-1-12	2010 County/Town	Masi Domenico	\$ 3,330.59	\$ 3,499.22	\$ 2,974.34	\$ 6,473.56
37.01-1-12	2011 County/Town	Masi Domenico	\$ 3,419.86	\$ 3,592.95	\$ 2,622.85	\$ 6,215.80
37.01-1-12	2012 County/Town	Masi Domenico	\$ 3,461.08	\$ 3,863.95	\$ 2,218.04	\$ 6,081.99
37.01-1-12	2013 County/Town	Masi Domenico	\$ 3,593.66	\$ 3,775.34	\$ 1,848.94	\$ 5,624.28
37.01-1-12	2014 County/Town	Masi Domenico	\$ 3,636.30	\$ 3,636.30	\$ 1,606.98	\$ 5,243.28
37.01-1-12	2015 County/Town	Masi Domenico	\$ 3,646.23	\$ 3,646.23	\$ 1,173.79	\$ 4,820.02
37.01-1-12	2016 County/Town	Masi Domenico	\$ 3,732.16	\$ 3,732.16	\$ 753.43	\$ 4,485.59
50.00-1-1.2	2015 County/Town	Peress Richard	\$ 1,043.32	\$ 1,193.32	\$ 340.87	\$ 1,534.19
50.00-1-1.2	2016 County/Town	Peress Richard	\$ 1,068.00	\$ 1,068.00	\$ 220.60	\$ 1,288.60
50.00-1-5	2015 County/Town	Saunders Francis Jr	\$ 626.00	\$ 776.00	\$ 207.32	\$ 983.32
50.00-1-5	2016 County/Town	Saunders Francis Jr	\$ 640.80	\$ 640.80	\$ 135.16	\$ 775.96
50.00-1-53	2015 County/Town	Schatzel Peter R and Schatzel Rebecca J	\$ 1,135.87	\$ 1,285.87	\$ 370.48	\$ 1,656.35
50.00-1-53	2016 County/Town	Schatzel Peter R and Schatzel Rebecca J	\$ 5,567.35	\$ 5,567.35	\$ 1,120.48	\$ 6,687.83
50.00-2-9	2011 County/Town	Matthews Craig L and Matthews Linda	\$ 5,741.04	\$ 6,305.79	\$ 4,402.04	\$ 10,707.83
50.00-2-9	2012 County/Town	Matthews Craig L and Matthews Linda	\$ 5,479.65	\$ 5,755.63	\$ 3,510.94	\$ 7,280.86
50.00-2-9	2014 County/Town	Matthews Craig L and Matthews Linda	\$ 5,773.79	\$ 5,773.79	\$ 2,547.47	\$ 8,321.26
50.00-2-9	2015 County/Town	Matthews Craig L and Matthews Linda	\$ 5,780.25	\$ 5,780.25	\$ 1,856.68	\$ 7,636.93
50.00-2-9	2016 County/Town	Matthews Craig L and Matthews Linda	\$ 5,919.33	\$ 5,919.33	\$ 1,190.87	\$ 7,110.20
51.03-1-13	2009 County/Town	Masi Domenico	\$ 4,954.81	\$ 5,204.65	\$ 5,048.51	\$ 10,253.16
51.03-1-13	2010 County/Town	Masi Domenico	\$ 5,041.99	\$ 5,296.19	\$ 4,501.76	\$ 9,797.95

Schedule A

Parcel ID	Assessment year & Tax type	Current owner	Original Tax	Calculation base	Interest & penalties	Total due
51.03-1-13	2011 County/Town	Masi Domenico	\$ 5,186.93	\$ 5,448.38	\$ 3,977.32	\$ 9,425.70
51.03-1-13	2012 County/Town	Masi Domenico	\$ 5,309.57	\$ 5,843.69	\$ 3,402.00	\$ 9,245.69
51.03-1-13	2013 County/Town	Masi Domenico	\$ 5,522.35	\$ 5,800.47	\$ 2,841.25	\$ 8,641.72
51.03-1-13	2014 County/Town	Masi Domenico	\$ 5,588.10	\$ 5,588.10	\$ 2,465.77	\$ 8,053.87
51.03-1-13	2015 County/Town	Masi Domenico	\$ 5,603.86	\$ 5,603.86	\$ 1,800.24	\$ 7,404.10
51.03-1-13	2016 County/Town	Masi Domenico	\$ 5,730.43	\$ 5,730.43	\$ 1,153.09	\$ 6,883.52
51.03-2-12	2015 County/Town	Bounty America Pharm NY LLC and c/o Eva Tsai	\$ 764.16	\$ 914.16	\$ 251.53	\$ 1,165.69
51.03-3-1	2015 County/Town	Bounty America Pharm NY LLC and c/o Eva Tsai	\$ 14,646.44	\$ 14,796.44	\$ 4,693.86	\$ 19,490.30
66.00-1-2	2015 County/Town	Taliercio John and Taliercio Leslie	\$ 12.90	\$ 162.90	\$ 11.14	\$ 174.04
66.00-1-2	2016 County/Town	Taliercio John and Taliercio Leslie	\$ 13.57	\$ 13.57	\$ 9.71	\$ 23.28
Totals for: Town of Greenville			\$ 217,746.70	\$ 225,589.67	\$ 93,926.35	\$ 317,387.19

SWIS: 193400

157.00-3-7	2015 County/Town	Schlicht Eric J and Schlicht Betty E	\$ 698.69	\$ 848.69	\$ 230.57	\$ 1,079.26
157.00-3-7	2016 County/Town	Schlicht Eric J and Schlicht Betty E	\$ 726.80	\$ 726.80	\$ 152.36	\$ 879.16
158.00-3-17	2015 County/Town	Finch Wanneta and Finch Bradley F	\$ 1,833.64	\$ 1,983.64	\$ 593.76	\$ 2,577.40
158.00-3-17	2016 County/Town	Finch Wanneta and Finch Bradley F	\$ 1,907.40	\$ 1,907.40	\$ 388.48	\$ 2,295.88
Totals for: Town of Halcott			\$ 5,166.53	\$ 5,466.53	\$ 1,365.17	\$ 6,831.70

SWIS: 193601

148.17-1-6.2	2015 County/Town	Rogers Lloyd Jon and Debora	\$ 237.71	\$ 387.71	\$ 83.07	\$ 470.78
164.05-1-16	2015 County/Town	Kohler Charles and Kohler Wilma	\$ 1,214.22	\$ 1,364.22	\$ 395.55	\$ 1,759.77
164.05-1-16	2016 County/Town	Kohler Charles and Kohler Wilma	\$ 4,814.21	\$ 4,814.21	\$ 969.84	\$ 5,784.05
164.05-8-29	2015 County/Town	Maser Charles H Jr and Maser Kathleen L	\$ 3,751.29	\$ 3,901.29	\$ 1,207.41	\$ 5,108.70
164.05-8-29	2016 County/Town	Maser Charles H Jr and Maser Kathleen L	\$ 3,925.01	\$ 3,925.01	\$ 792.00	\$ 4,717.01
164.06-2-9.2	2015 County/Town	Solimine Mary	\$ 927.81	\$ 1,077.81	\$ 303.90	\$ 1,381.71
164.06-2-9.2	2016 County/Town	Solimine Mary	\$ 954.47	\$ 954.47	\$ 197.89	\$ 1,152.36
164.09-2-15	2015 County/Town	Bourne Melvin and Tristan Bourne	\$ 222.09	\$ 372.09	\$ 78.06	\$ 450.15
164.09-2-15	2016 County/Town	Bourne Melvin and Tristan Bourne	\$ 846.29	\$ 846.29	\$ 176.26	\$ 1,022.55
164.09-2-17	2015 County/Town	Bourne Melvin and Tristan Bourne	\$ 1,408.40	\$ 1,558.40	\$ 457.69	\$ 2,016.09
164.09-2-17	2016 County/Town	Bourne Melvin and Tristan Bourne	\$ 5,641.47	\$ 5,641.47	\$ 1,135.29	\$ 6,776.76
164.11-1-18	2015 County/Town	Kostov Konstantin	\$ 395.12	\$ 545.12	\$ 133.44	\$ 678.56
164.11-1-18	2016 County/Town	Kostov Konstantin	\$ 405.80	\$ 405.80	\$ 88.16	\$ 493.96
164.11-1-19	2015 County/Town	Kostov Konstantin	\$ 441.07	\$ 591.07	\$ 148.14	\$ 739.21
164.11-1-19	2016 County/Town	Kostov Konstantin	\$ 453.31	\$ 453.31	\$ 97.67	\$ 550.98
164.11-1-20	2015 County/Town	Kostov Konstantin	\$ 674.36	\$ 824.36	\$ 222.80	\$ 1,047.16
164.11-1-20	2016 County/Town	Kostov Konstantin	\$ 694.00	\$ 694.00	\$ 145.80	\$ 839.80
164.11-1-21	2015 County/Town	Kostov Konstantin	\$ 1,483.04	\$ 1,633.04	\$ 481.57	\$ 2,114.61
164.11-1-21	2016 County/Town	Kostov Konstantin	\$ 1,505.28	\$ 1,505.28	\$ 308.06	\$ 1,813.34
164.14-5-6	2015 County/Town	Shabman Neil	\$ 4,152.85	\$ 4,302.85	\$ 1,335.91	\$ 5,638.76
164.14-5-6	2016 County/Town	Shabman Neil	\$ 3,804.76	\$ 3,804.76	\$ 767.96	\$ 4,572.72
Totals for: Village of Hunter			\$ 37,952.56	\$ 39,602.56	\$ 9,526.47	\$ 49,129.03

SWIS: 193603

166.17-3-2	2015 County/Town	Mockin Mendel	\$ 4,680.24	\$ 4,830.24	\$ 1,504.67	\$ 6,334.91
166.17-3-2	2016 County/Town	Mockin Mendel	\$ 5,897.39	\$ 5,897.39	\$ 1,186.48	\$ 7,083.87
181.08-1-12	2015 County/Town	Thompson Family Ent LLC	\$ 3,697.73	\$ 3,847.73	\$ 1,190.27	\$ 5,038.00
181.08-1-12	2016 County/Town	Thompson Family Ent LLC	\$ 5,059.04	\$ 5,059.04	\$ 1,018.81	\$ 6,077.85
182.05-2-11	2015 County/Town	Thompson & Thompson Enter LLC	\$ 4,826.23	\$ 4,976.23	\$ 1,551.39	\$ 6,527.62
182.05-2-11	2016 County/Town	Thompson & Thompson Enter LLC	\$ 7,673.70	\$ 7,673.70	\$ 1,541.74	\$ 9,215.44
182.05-4-16	2015 County/Town	Kocs-Djonbalaj Marian	\$ 499.98	\$ 649.98	\$ 167.00	\$ 816.98
182.05-4-16	2016 County/Town	Kocs-Djonbalaj Marian	\$ 2,466.01	\$ 2,466.01	\$ 500.20	\$ 2,966.21
Totals for: Village of Tannersville			\$ 34,800.32	\$ 35,400.32	\$ 8,660.56	\$ 44,060.88

SWIS: 193689

164.00-2-21.2	2015 County/Town	Kostov Konstantin	\$ 1,081.54	\$ 1,231.54	\$ 353.10	\$ 1,584.64
164.00-2-21.2	2016 County/Town	Kostov Konstantin	\$ 1,111.52	\$ 1,111.52	\$ 229.31	\$ 1,340.83
164.65-4-8	2015 County/Town	Caponi-Schulz Crissa	\$ 1,128.92	\$ 1,278.92	\$ 368.26	\$ 1,647.18
164.65-4-8	2016 County/Town	Caponi-Schulz Crissa	\$ 1,116.40	\$ 1,116.40	\$ 230.28	\$ 1,346.68
166.00-5-11	2015 County/Town	Mazzella Pasquale and Mazzella Chyrrill Valerio	\$ 235.89	\$ 385.89	\$ 82.48	\$ 468.37
166.00-5-11	2016 County/Town	Mazzella Pasquale and Mazzella Chyrrill Valerio	\$ 242.53	\$ 242.53	\$ 55.51	\$ 298.04
166.00-5-12	2015 County/Town	Mazzella Pasquale and Mazzella Chyrrill Valerio	\$ 836.65	\$ 986.65	\$ 274.72	\$ 1,261.37
166.00-5-12	2016 County/Town	Mazzella Pasquale and Mazzella Chyrrill Valerio	\$ 860.22	\$ 860.22	\$ 179.04	\$ 1,039.26
166.00-6-1	2015 County/Town	Lily & Tony Mgmt Corp	\$ 785.05	\$ 935.05	\$ 258.21	\$ 1,193.26

Schedule A

Parcel ID	Assessment year & Tax type	Current owner	Original Tax	Calculation base	Interest & penalties	Total due
166.00-6-1	2016 County/Town	Lily & Tony Mgmt Corp	\$ 807.18	\$ 807.18	\$ 168.43	\$ 975.61
166.00-6-13	2015 County/Town	Repinz Jason	\$ 276.44	\$ 426.44	\$ 95.46	\$ 521.90
166.00-6-21.1	2015 County/Town	Hommel Nathan and Hommel Burton Arthor	\$ 544.73	\$ 694.73	\$ 181.31	\$ 876.04
166.00-6-21.2	2015 County/Town	Hommel Justine and Hommel Nathan James	\$ 1,302.24	\$ 1,452.24	\$ 423.71	\$ 1,875.95
167.00-2-32	2015 County/Town	Banker Amy Ai	\$ 2,537.30	\$ 2,687.30	\$ 818.95	\$ 3,506.25
180.00-2-30	2015 County/Town	Lily & Tony Mgmt Corp	\$ 2,834.10	\$ 2,984.10	\$ 913.92	\$ 3,898.02
180.00-2-30	2016 County/Town	Lily & Tony Mgmt Corp	\$ 2,912.71	\$ 2,912.71	\$ 589.54	\$ 3,502.25
181.00-4-1	2015 County/Town	Zanchetta Edward	\$ 3,344.95	\$ 3,494.95	\$ 1,077.39	\$ 4,572.34
181.00-4-1	2016 County/Town	Zanchetta Edward	\$ 3,422.32	\$ 3,422.32	\$ 691.47	\$ 4,113.79
182.08-1-38	2015 County/Town	Groff David	\$ 552.86	\$ 702.86	\$ 183.92	\$ 886.78
182.08-1-38	2016 County/Town	Groff David	\$ 568.43	\$ 568.43	\$ 120.69	\$ 689.12
183.05-1-6	2015 County/Town	Planck James E and Planck Linda M	\$ 110.57	\$ 260.57	\$ 42.38	\$ 302.95
183.05-1-6	2016 County/Town	Planck James E and Planck Linda M	\$ 113.69	\$ 113.69	\$ 29.73	\$ 143.42
183.05-1-7	2015 County/Town	Planck James E and Planck Linda M	\$ 1,496.45	\$ 1,646.45	\$ 485.86	\$ 2,132.31
183.05-1-7	2016 County/Town	Planck James E and Planck Linda M	\$ 1,541.81	\$ 1,541.81	\$ 315.37	\$ 1,857.18
183.05-1-27	Installment Payment P	Arleo Robert Jr.	\$ 12,279.21	\$ 9,209.42	\$ 1,286.10	\$ 10,495.52
196.00-5-28	2015 County/Town	Garbarino Guido and Garbarino Inga	\$ 710.69	\$ 860.69	\$ 234.41	\$ 1,095.10
196.00-5-28	2016 County/Town	Garbarino Guido and Garbarino Inga	\$ 732.69	\$ 732.69	\$ 153.53	\$ 886.21
206.04-2-7	2015 County/Town	Lily & Tony Mgmt Inc	\$ 419.26	\$ 569.26	\$ 141.17	\$ 710.43
206.04-2-7	2016 County/Town	Lily & Tony Mgmt Inc	\$ 430.83	\$ 430.83	\$ 93.17	\$ 524.00
207.00-2-15	2015 County/Town	Bloodgood David	\$ 320.84	\$ 470.84	\$ 109.67	\$ 580.51
207.00-2-15	2016 County/Town	Bloodgood David	\$ 329.68	\$ 329.68	\$ 72.93	\$ 402.61
207.00-2-20	2015 County/Town	Esposito Vincent	\$ 2,187.48	\$ 2,337.48	\$ 706.99	\$ 3,044.47
207.00-2-20	2016 County/Town	Esposito Vincent	\$ 2,247.77	\$ 2,247.77	\$ 456.56	\$ 2,704.33
208.00-1-24.1	2015 County/Town	Mink Hollow Estates INC and Vaughn Larsen	\$ 2,688.00	\$ 2,838.00	\$ 867.16	\$ 3,705.16
208.00-1-24.1	2016 County/Town	Mink Hollow Estates INC and Vaughn Larsen	\$ 2,771.10	\$ 2,771.10	\$ 561.22	\$ 3,332.32
208.00-1-24.2	2015 County/Town	Mink Hollow Estates Inc and Vaughn Larsen	\$ 457.38	\$ 607.38	\$ 153.37	\$ 760.75
208.00-1-24.2	2016 County/Town	Mink Hollow Estates Inc and Vaughn Larsen	\$ 471.53	\$ 471.53	\$ 101.31	\$ 572.84
209.00-2-5.2	2015 County/Town	Schwartz Ezriel	\$ 696.62	\$ 846.62	\$ 229.92	\$ 1,076.54
209.00-2-5.2	2016 County/Town	Schwartz Ezriel	\$ 718.16	\$ 718.16	\$ 150.63	\$ 868.79
209.00-4-5	2015 County/Town	Sheetz James Jr	\$ 3,782.02	\$ 3,932.02	\$ 1,217.25	\$ 5,149.27
210.00-1-14.121	2015 County/Town	Brady Daniel	\$ 608.68	\$ 758.68	\$ 201.77	\$ 960.45
215.00-2-2	2015 County/Town	Kent William H	\$ 331.77	\$ 481.77	\$ 113.17	\$ 594.94
215.00-2-2	2016 County/Town	Kent William H	\$ 340.92	\$ 340.92	\$ 75.19	\$ 416.11
215.00-2-15	2015 County/Town	Grubman Lucille	\$ 823.96	\$ 973.96	\$ 270.67	\$ 1,244.63
215.00-2-15	2016 County/Town	Grubman Lucille	\$ 846.65	\$ 846.65	\$ 176.32	\$ 1,022.97
216.00-3-16	2015 County/Town	Zaharaatos Marina	\$ 1,760.92	\$ 1,910.92	\$ 570.50	\$ 2,481.42
216.00-3-16	2016 County/Town	Zaharaatos Marina	\$ 1,809.45	\$ 1,809.45	\$ 368.89	\$ 2,178.34
Totals for: Town of Hunter			\$ 67,530.11	\$ 68,360.31	\$ 16,480.94	\$ 84,841.25
SWIS: 193800						
110.00-6-76	2015 County/Town	Maben William and Maben Catherine	\$ 1,152.48	\$ 1,302.48	\$ 375.79	\$ 1,678.27
110.00-6-81	2015 County/Town	Bruno Thomas	\$ 593.60	\$ 743.60	\$ 196.95	\$ 940.55
110.00-6-81	2016 County/Town	Bruno Thomas	\$ 596.68	\$ 596.68	\$ 126.33	\$ 723.01
111.00-2-40	2015 County/Town	Cummins I and Cummins C Trustees	\$ 2,739.05	\$ 2,889.05	\$ 883.49	\$ 3,772.54
111.00-2-40	2016 County/Town	Cummins I and Cummins C Trustees	\$ 2,753.33	\$ 2,753.33	\$ 557.67	\$ 3,311.00
111.00-2-61	2015 County/Town	Haywood Brent H and Haywood Anne B	\$ 2,044.06	\$ 2,194.06	\$ 661.10	\$ 2,855.16
111.00-2-61	2016 County/Town	Haywood Brent H and Haywood Anne B	\$ 2,054.72	\$ 2,054.72	\$ 417.94	\$ 2,472.66
112.00-3-15	2015 County/Town	Carr Dennis and Whitcomb Robert	\$ 609.95	\$ 759.95	\$ 202.19	\$ 962.14
112.00-3-15	2016 County/Town	Carr Dennis and Whitcomb Robert	\$ 613.12	\$ 613.12	\$ 129.63	\$ 742.75
129.00-3-37	2015 County/Town	De Luca Maria R	\$ 182.39	\$ 332.39	\$ 65.37	\$ 397.76
129.00-3-37	2016 County/Town	De Luca Maria R	\$ 412.59	\$ 412.59	\$ 89.52	\$ 502.11
129.00-4-5	2015 County/Town	Savidis Philip and Henriquez Patricia	\$ 5,086.14	\$ 5,236.14	\$ 1,634.57	\$ 6,870.71
129.00-4-26	2015 County/Town	Savidis Philip	\$ 433.28	\$ 583.28	\$ 145.65	\$ 728.93
129.00-4-31	2015 County/Town	Savidis Philip	\$ 3,919.90	\$ 4,069.90	\$ 1,261.38	\$ 5,331.28
132.00-3-10	2015 County/Town	Skarzenski Adam W and Skarsenski Girone	\$ 153.72	\$ 303.72	\$ 56.19	\$ 359.91
132.00-3-10	2016 County/Town	Skarzenski Adam W and Skarsenski Girone	\$ 154.51	\$ 154.51	\$ 37.91	\$ 192.42
132.00-4-8	2015 County/Town	Hommel Terry R	\$ 1,673.12	\$ 1,823.12	\$ 542.40	\$ 2,365.52
132.00-4-8	2016 County/Town	Hommel Terry R	\$ 1,677.74	\$ 1,677.74	\$ 342.55	\$ 2,020.29
146.00-1-26.2	2015 County/Town	Rodriguez Alberto	\$ 1,158.15	\$ 1,308.15	\$ 377.61	\$ 1,685.76
146.00-1-26.2	2016 County/Town	Rodriguez Alberto	\$ 1,181.44	\$ 1,181.44	\$ 243.29	\$ 1,424.73
146.00-3-4	2015 County/Town	Powers Michael	\$ 2,030.82	\$ 2,180.82	\$ 656.87	\$ 2,837.69
150.00-1-36.2	2015 County/Town	Lamken Wayne	\$ 635.75	\$ 785.75	\$ 210.45	\$ 996.20
150.00-1-36.2	2016 County/Town	Lamken Wayne	\$ 648.56	\$ 648.56	\$ 136.71	\$ 785.27
150.00-2-13	2015 County/Town	Seperis Imants	\$ 417.09	\$ 567.09	\$ 140.46	\$ 707.55
150.00-2-13	2016 County/Town	Seperis Imants	\$ 425.48	\$ 425.48	\$ 92.09	\$ 517.57

Schedule A

Parcel ID	Assessment year & Tax type	Current owner	Original Tax	Calculation base	Interest & penalties	Total due
Totals for: Town of Jewett			\$ 33,347.67	\$ 35,597.67	\$ 9,584.11	\$ 45,181.78
SWIS: 194000						
110.00-2-30	2015 County/Town	Souto John Christopher	\$ 640.15	\$ 790.15	\$ 211.85	\$ 1,002.00
110.00-2-30	2016 County/Town	Souto John Christopher	\$ 660.98	\$ 660.98	\$ 139.20	\$ 800.18
126.00-1-32	2015 County/Town	Davis Charles M and Davis Viola L	\$ 352.27	\$ 502.27	\$ 119.73	\$ 622.00
126.00-1-32	2016 County/Town	Davis Charles M and Davis Viola L	\$ 247.84	\$ 247.84	\$ 56.57	\$ 304.41
127.00-3-61	2015 County/Town	Montemarano Carla	\$ 817.30	\$ 967.30	\$ 268.55	\$ 1,235.85
127.00-3-61	2016 County/Town	Montemarano Carla	\$ 851.12	\$ 851.12	\$ 177.23	\$ 1,028.35
127.04-2-3	2015 County/Town	Snabaitis Genovaite	\$ 1,222.63	\$ 1,372.63	\$ 398.24	\$ 1,770.87
127.04-2-3	2016 County/Town	Snabaitis Genovaite	\$ 1,273.24	\$ 1,273.24	\$ 261.64	\$ 1,534.88
127.20-1-20	2015 County/Town	Till Later, LLC	\$ 1,313.64	\$ 1,463.64	\$ 427.36	\$ 1,891.00
127.20-1-21	2015 County/Town	Till Later, LLC	\$ 224.93	\$ 374.93	\$ 78.98	\$ 453.91
128.00-1-13	2015 County/Town	Taylor Jorge E and Taylor Carol A	\$ 6,287.25	\$ 6,437.25	\$ 2,018.92	\$ 8,456.17
128.00-1-13	2016 County/Town	Taylor Jorge E and Taylor Carol A	\$ 6,547.46	\$ 6,547.46	\$ 1,316.49	\$ 7,863.95
128.00-2-8	2015 County/Town	Shoemaker George W	\$ 952.74	\$ 1,102.74	\$ 311.88	\$ 1,414.62
128.00-2-8	2016 County/Town	Shoemaker George W	\$ 986.67	\$ 986.67	\$ 204.33	\$ 1,191.00
128.00-3-7	2015 County/Town	Mills Daniel G	\$ 1,971.65	\$ 2,121.65	\$ 637.92	\$ 2,759.57
128.00-3-7	2016 County/Town	Mills Daniel G	\$ 2,053.24	\$ 2,053.24	\$ 417.64	\$ 2,470.88
143.00-2-3.2	2015 County/Town	Oliviero Ernest and Tricarico Helen	\$ 2,458.50	\$ 2,608.50	\$ 793.73	\$ 3,402.23
143.00-2-3.2	2016 County/Town	Oliviero Ernest and Tricarico Helen	\$ 2,560.25	\$ 2,560.25	\$ 519.05	\$ 3,079.30
144.00-1-62	2015 County/Town	Sainato John and Sainato Kathleen	\$ 5,346.58	\$ 5,496.58	\$ 1,717.90	\$ 7,214.48
144.00-1-62	2016 County/Town	Sainato John and Sainato Kathleen	\$ 5,567.87	\$ 5,567.87	\$ 1,120.57	\$ 6,688.44
144.00-2-6	2015 County/Town	Walko Nadia	\$ 2,227.19	\$ 2,377.19	\$ 719.70	\$ 3,096.89
144.00-2-6	2016 County/Town	Walko Nadia	\$ 2,319.37	\$ 2,319.37	\$ 470.88	\$ 2,790.25
145.00-1-30.1	2015 County/Town	Walko Nadia	\$ 2,788.94	\$ 2,938.94	\$ 899.46	\$ 3,838.40
145.00-1-30.1	2016 County/Town	Walko Nadia	\$ 2,904.36	\$ 2,904.36	\$ 587.88	\$ 3,492.24
145.00-1-30.2	2015 County/Town	Walko Nadia	\$ 777.64	\$ 927.64	\$ 255.84	\$ 1,183.48
145.00-1-30.2	2016 County/Town	Walko Nadia	\$ 809.82	\$ 809.82	\$ 168.97	\$ 978.79
145.00-1-31	2015 County/Town	Walko Nadia	\$ 1,605.96	\$ 1,755.96	\$ 520.91	\$ 2,276.87
145.00-1-31	2016 County/Town	Walko Nadia	\$ 1,672.43	\$ 1,672.43	\$ 341.49	\$ 2,013.92
190.00-3-6	2015 County/Town	Simko Joseph and Simko Lillian	\$ 1,188.02	\$ 1,338.02	\$ 387.17	\$ 1,725.19
190.00-3-6	2016 County/Town	Simko Joseph and Simko Lillian	\$ 1,224.24	\$ 1,224.24	\$ 251.84	\$ 1,476.08
Totals for: Town of Lexington			\$ 59,854.28	\$ 62,254.28	\$ 15,801.92	\$ 78,056.20
SWIS: 194200						
5.00-1-25	2015 County/Town	Maher Gary L	\$ 847.70	\$ 997.70	\$ 278.27	\$ 1,275.97
5.00-1-25	2016 County/Town	Maher Gary L	\$ 844.78	\$ 844.78	\$ 175.96	\$ 1,020.74
5.00-2-3	2015 County/Town	Dawson Sean	\$ 1,624.01	\$ 1,774.01	\$ 526.68	\$ 2,300.69
5.00-2-3	2016 County/Town	Dawson Sean	\$ 1,634.31	\$ 1,634.31	\$ 333.87	\$ 1,968.18
5.00-2-27	2015 County/Town	Donald Jonathan and Donald Bodil Bergmann	\$ 978.85	\$ 1,128.85	\$ 320.23	\$ 1,449.08
5.00-2-27	2016 County/Town	Donald Jonathan and Donald Bodil Bergmann	\$ 301.79	\$ 301.79	\$ 67.36	\$ 369.15
6.00-2-34	2015 County/Town	Dudley Harry Jr	\$ 1,464.79	\$ 1,614.79	\$ 475.74	\$ 2,090.53
6.00-2-39.2	2015 County/Town	Dudley Harry B Jr and Maurer Pam C	\$ 1,083.84	\$ 1,233.84	\$ 353.83	\$ 1,587.67
6.00-4-27	2015 County/Town	Lambert Harry Jr and Grecco James R	\$ 990.74	\$ 1,140.74	\$ 324.04	\$ 1,464.78
6.00-4-27	2016 County/Town	Lambert Harry Jr and Grecco James R	\$ 993.15	\$ 993.15	\$ 205.63	\$ 1,198.78
15.00-2-13	2015 County/Town	Paolino Jeffrey J	\$ 2,634.00	\$ 2,784.00	\$ 849.88	\$ 3,633.88
15.00-2-13	2016 County/Town	Paolino Jeffrey J	\$ 2,650.71	\$ 2,650.71	\$ 537.14	\$ 3,187.85
17.00-6-15	2015 County/Town	Stannett Marilyn	\$ 227.76	\$ 377.76	\$ 79.89	\$ 457.65
17.00-6-15	2016 County/Town	Stannett Marilyn	\$ 655.49	\$ 655.49	\$ 138.09	\$ 793.58
17.03-2-22	2013 County/Town	Schiller, Paul and CSX Transportation	\$ 1,153.94	\$ 1,393.11	\$ 594.60	\$ 1,965.03
26.00-4-38	2015 County/Town	George Sandra	\$ 1,868.72	\$ 2,018.72	\$ 604.99	\$ 2,623.71
26.00-5-23.1	2015 County/Town	Bongiorni Tyler	\$ 3,292.52	\$ 3,442.52	\$ 1,060.61	\$ 4,503.13
26.00-5-23.1	2016 County/Town	Bongiorni Tyler	\$ 3,313.39	\$ 3,313.39	\$ 669.68	\$ 3,983.07
27.00-1-2	2015 County/Town	Feit Matthew	\$ 1,025.03	\$ 1,175.03	\$ 335.01	\$ 1,510.04
27.00-1-2	2016 County/Town	Feit Matthew	\$ 1,050.80	\$ 1,050.80	\$ 217.16	\$ 1,267.96
27.00-2-1.1	2015 County/Town	Mc Murry John Dewey and Mc Murry Mildred	\$ 4,645.10	\$ 4,795.10	\$ 1,493.44	\$ 6,288.54
27.00-2-1.1	2016 County/Town	Mc Murry John Dewey and Mc Murry Mildred	\$ 4,674.56	\$ 4,674.56	\$ 941.91	\$ 5,616.47
27.00-3-1	2015 County/Town	Channing Cassandra	\$ 4,605.07	\$ 4,755.07	\$ 1,480.62	\$ 6,235.69
27.00-3-1	2016 County/Town	Channing Cassandra	\$ 4,634.28	\$ 4,634.28	\$ 933.86	\$ 5,568.14
29.01-2-2	2015 County/Town	Sell Charles D	\$ 3,380.36	\$ 3,530.36	\$ 1,088.72	\$ 4,619.08
29.01-2-2	2016 County/Town	Sell Charles D	\$ 3,388.67	\$ 3,388.67	\$ 684.73	\$ 4,073.40
40.00-3-15.1	2015 County/Town	Private Properties of NY, Inc.	\$ 7,401.88	\$ 7,551.88	\$ 2,375.60	\$ 9,927.48
40.00-3-15.1	2016 County/Town	Private Properties of NY, Inc.	\$ 7,205.18	\$ 7,205.18	\$ 1,448.03	\$ 8,653.21
942.00-1-1.1	2015 County/Town	Biechman Kevin L	\$ 969.95	\$ 1,119.95	\$ 317.39	\$ 1,437.34
Totals for: Town of New Baltimore			\$ 69,541.37	\$ 72,180.54	\$ 18,912.96	\$ 91,070.82

Schedule A

Parcel ID	Assesment year & Tax type	Current owner	Original Tax	Calculation base	Interest & penalties	Total due
SWIS: 194400						
57.00-1-14	Defaulted Installment	Bergmann Joseph E and Bergmann Mary	\$ 14,327.69	\$ 1,486.21	\$ 0.00	\$ 8,458.49
74.00-1-14	2015 County/Town	Speciale Dawn	\$ 622.46	\$ 772.46	\$ 206.19	\$ 978.65
74.00-1-14	2016 County/Town	Speciale Dawn	\$ 409.33	\$ 409.33	\$ 88.87	\$ 498.20
74.00-2-26	2015 County/Town	Donnelly Edward L and Karen S	\$ 2,242.87	\$ 2,392.87	\$ 724.72	\$ 3,117.59
74.00-2-26	2016 County/Town	Donnelly Edward L and Karen S	\$ 2,058.25	\$ 2,058.25	\$ 418.65	\$ 2,476.90
74.00-3-21	2015 County/Town	Ballard Alanna M	\$ 2,762.90	\$ 2,912.90	\$ 891.13	\$ 3,804.03
74.00-3-21	2016 County/Town	Ballard Alanna M	\$ 2,235.14	\$ 2,235.14	\$ 454.03	\$ 2,689.17
74.10-2-31	2015 County/Town	Dranovsky Alexander	\$ 15.58	\$ 165.58	\$ 11.99	\$ 177.57
74.10-2-31	2016 County/Town	Dranovsky Alexander	\$ 15.93	\$ 15.93	\$ 10.19	\$ 26.12
74.10-2-32	2015 County/Town	Dranovsky Alexander	\$ 727.01	\$ 877.01	\$ 239.64	\$ 1,116.65
74.10-2-32	2016 County/Town	Dranovsky Alexander	\$ 512.08	\$ 512.08	\$ 109.41	\$ 621.49
74.14-2-34	2015 County/Town	Clark Tammy	\$ 2,071.02	\$ 2,221.02	\$ 669.72	\$ 2,890.74
75.03-3-8	2015 County/Town	Cross Rosanne	\$ 925.22	\$ 1,075.22	\$ 303.07	\$ 1,378.29
75.03-3-8	2016 County/Town	Cross Rosanne	\$ 945.50	\$ 945.50	\$ 196.11	\$ 1,141.61
75.03-3-13	2015 County/Town	Mongelli Matteo and Mongelli Nicola	\$ 15.31	\$ 165.31	\$ 11.91	\$ 177.22
75.03-3-13	2016 County/Town	Mongelli Matteo and Mongelli Nicola	\$ 15.64	\$ 15.64	\$ 10.12	\$ 25.76
90.00-1-18	2015 County/Town	Winniczek Danuta	\$ 5,146.17	\$ 5,296.17	\$ 1,653.77	\$ 6,949.94
90.00-1-18	2016 County/Town	Winniczek Danuta	\$ 5,675.79	\$ 5,675.79	\$ 1,142.16	\$ 6,817.95
91.00-2-7	2015 County/Town	Brainerd Randy and Brainerd Tammy	\$ 2,669.25	\$ 2,819.25	\$ 861.16	\$ 3,680.41
91.00-2-7	2016 County/Town	Brainerd Randy and Brainerd Tammy	\$ 2,725.55	\$ 2,725.55	\$ 552.11	\$ 3,277.66
108.00-5-1.11	2015 County/Town	Howard Katherine lfest and Walker Nancy J	\$ 2,002.19	\$ 2,152.19	\$ 647.70	\$ 2,799.89
108.00-5-1.11	2016 County/Town	Howard Katherine lfest and Walker Nancy J	\$ 3,776.41	\$ 3,776.41	\$ 762.28	\$ 4,538.69
Totals for: Town of Prattsville			\$ 51,897.29	\$ 40,705.81	\$ 9,964.93	\$ 57,643.02
SWIS: 194600						
61.00-1-85.1	2015 County/Town	Sandlofer Sharon M	\$ 1,321.41	\$ 1,471.41	\$ 429.85	\$ 1,901.26
61.00-1-85.1	2016 County/Town	Sandlofer Sharon M and onnell	\$ 1,334.74	\$ 1,334.74	\$ 273.95	\$ 1,608.69
61.00-4-15	2015 County/Town	Mark T. Piccolo Guar.Trust and Lynn Morris-Piccolo Guar. Tr.	\$ 413.74	\$ 563.74	\$ 139.40	\$ 703.14
61.00-4-15	2016 County/Town	Mark T. Piccolo Guar.Trust and Lynn Morris-Piccolo Guar. Tr.	\$ 916.27	\$ 916.27	\$ 190.26	\$ 1,106.53
61.00-4-24	2015 County/Town	Mark T. Piccolo Guar.Trust and Lynn Morris-Piccolo Guar. Tr.	\$ 5,836.64	\$ 5,986.64	\$ 1,874.72	\$ 7,861.36
61.00-6-15	2015 County/Town	Eagle's Landing LLC and Attn: Rey Olsen	\$ 836.95	\$ 986.95	\$ 274.83	\$ 1,261.78
61.00-6-15	2016 County/Town	Eagle's Landing LLC and Attn: Rey Olsen	\$ 845.39	\$ 845.39	\$ 176.08	\$ 1,021.47
61.00-6-16	2015 County/Town	Eagle's Landing LLC and Attn: Rey Olsen	\$ 801.86	\$ 951.86	\$ 263.60	\$ 1,215.46
61.00-6-16	2016 County/Town	Eagle's Landing LLC and Attn: Rey Olsen	\$ 809.96	\$ 809.96	\$ 168.99	\$ 978.95
61.00-6-17	2015 County/Town	Eagle's Landing LLC and Attn: Rey Olsen	\$ 801.86	\$ 951.86	\$ 263.60	\$ 1,215.46
61.00-6-17	2016 County/Town	Eagle's Landing LLC and Attn: Rey Olsen	\$ 809.96	\$ 809.96	\$ 168.99	\$ 978.95
78.00-4-2.2	2015 County/Town	Regan Kaye	\$ 2,857.27	\$ 3,007.27	\$ 921.33	\$ 3,928.60
78.00-4-2.2	2016 County/Town	Regan Kaye	\$ 2,884.77	\$ 2,884.77	\$ 583.96	\$ 3,468.73
78.06-1-10	2015 County/Town	Woebbe Birthe C and Woebbe Werner	\$ 1,393.26	\$ 1,543.26	\$ 452.85	\$ 1,996.11
78.06-1-10	2016 County/Town	Woebbe Birthe C and Woebbe Werner	\$ 1,407.29	\$ 1,407.29	\$ 288.46	\$ 1,695.75
78.19-1-15	2015 County/Town	Messina, As Trustee Catherine and Jonh&Antoinette Messina Tr.	\$ 1,707.41	\$ 1,857.41	\$ 553.37	\$ 2,410.78
78.19-1-15	2016 County/Town	Messina, As Trustee Catherine and Jonh&Antoinette Messina Tr.	\$ 1,724.21	\$ 1,724.21	\$ 351.84	\$ 2,076.05
78.19-1-35	2015 County/Town	Estate of Franzblau and Attn: Mark Franzblau	\$ 4,855.00	\$ 5,005.00	\$ 1,560.60	\$ 6,565.60
78.19-1-35	2016 County/Town	Estate of Franzblau and Attn: Mark Franzblau	\$ 5,369.62	\$ 5,369.62	\$ 1,080.92	\$ 6,450.54
78.19-1-36	2015 County/Town	Gallery Condominium II, LLC	\$ 324.40	\$ 474.40	\$ 110.81	\$ 585.21
78.19-1-36	2016 County/Town	Gallery Condominium II, LLC	\$ 327.60	\$ 327.60	\$ 72.52	\$ 400.12
79.00-3-28.2	2015 County/Town	Albano Nicholas Jr and Albano Evangelia	\$ 367.51	\$ 517.51	\$ 124.61	\$ 642.12
79.00-3-28.2	2016 County/Town	Albano Nicholas Jr and Albano Evangelia	\$ 371.23	\$ 371.23	\$ 81.24	\$ 452.47
79.00-4-40.1	2015 County/Town	Owad Marie	\$ 152.04	\$ 302.04	\$ 55.65	\$ 357.69
79.00-4-40.1	2016 County/Town	Owad Marie	\$ 153.55	\$ 153.55	\$ 37.71	\$ 191.26
79.00-4-40.2	2015 County/Town	Owad Marie	\$ 152.04	\$ 302.04	\$ 55.65	\$ 357.69
79.00-4-40.2	2016 County/Town	Owad Marie	\$ 153.55	\$ 153.55	\$ 37.71	\$ 191.26
79.00-4-75.1	2015 County/Town	Owad Marie	\$ 242.23	\$ 392.23	\$ 84.51	\$ 476.74
79.00-4-75.1	2016 County/Town	Owad Marie	\$ 244.67	\$ 244.67	\$ 55.93	\$ 300.60
79.00-4-75.2	2015 County/Town	Owad Marie	\$ 242.23	\$ 392.23	\$ 84.51	\$ 476.74
79.00-4-75.2	2016 County/Town	Owad Marie	\$ 244.67	\$ 244.67	\$ 55.93	\$ 300.60
80.00-1-22	2015 County/Town	Sarlo Joanne and Zitis Anna	\$ 1,141.38	\$ 1,291.38	\$ 372.25	\$ 1,663.63
80.00-1-22	2016 County/Town	Sarlo Joanne and Zitis Anna	\$ 1,133.85	\$ 1,133.85	\$ 233.77	\$ 1,367.62
95.10-1-38.11	2015 County/Town	Roche William and Roche Lisa Connors	\$ 9,579.00	\$ 9,729.00	\$ 3,072.28	\$ 12,801.28
95.10-1-38.11	2016 County/Town	Roche William and Roche Lisa Connors	\$ 9,675.62	\$ 9,675.62	\$ 1,942.12	\$ 11,617.74
95.11-1-39	2015 County/Town	Schlowsky David	\$ 1,483.54	\$ 1,633.54	\$ 481.74	\$ 2,115.28
95.11-1-39	2016 County/Town	Schlowsky David	\$ 3,285.40	\$ 3,285.40	\$ 664.08	\$ 3,949.48
96.13-1-20.1	2015 County/Town	Boulder Ridge Builders, Inc and Joseph Danna	\$ 420.25	\$ 570.25	\$ 141.48	\$ 711.73
96.13-1-20.1	2016 County/Town	Boulder Ridge Builders, Inc and Joseph Danna	\$ 424.42	\$ 424.42	\$ 91.88	\$ 516.30
96.14-1-5	2015 County/Town	SCJ Inc and Attn: Lee Prince	\$ 7,569.18	\$ 7,719.18	\$ 2,429.13	\$ 10,148.31

Schedule A

Parcel ID	Assessment year & Tax type	Current owner	Original Tax	Calculation base	Interest & penalties	Total due
96.14-3-24	2015 County/Town	Chase Cynthia Ann and Chase Jeffrey Lloyd	\$ 2,752.34	\$ 2,902.34	\$ 887.75	\$ 3,790.09
96.17-1-8	2015 County/Town	Otten Robert	\$ 3,368.76	\$ 3,518.76	\$ 1,085.01	\$ 4,603.77
96.17-1-8	2016 County/Town	Otten Robert	\$ 3,768.87	\$ 3,768.87	\$ 760.77	\$ 4,529.64
96.33-1-3	2015 County/Town	Spezzacatena James	\$ 3,289.88	\$ 3,439.88	\$ 1,059.76	\$ 4,499.64
96.33-1-3	2016 County/Town	Spezzacatena James	\$ 3,320.83	\$ 3,320.83	\$ 671.17	\$ 3,992.00
113.00-1-22.12	2015 County/Town	Round Hill NV LLC and C/O Vendome Group	\$ 527.89	\$ 677.89	\$ 175.92	\$ 853.81
113.00-1-22.12	2016 County/Town	Round Hill NV LLC and C/O Vendome Group	\$ 533.21	\$ 533.21	\$ 113.64	\$ 646.85
114.01-2-1	2015 County/Town	Holdridge David Brian and Holdridge Lori Lee	\$ 1,564.95	\$ 1,714.95	\$ 507.79	\$ 2,222.74
114.01-2-1	2016 County/Town	Holdridge David Brian and Holdridge Lori Lee	\$ 1,577.52	\$ 1,577.52	\$ 322.51	\$ 1,900.03

Totals for: Town of Windham

\$ 95,320.22 \$ 99,220.22 \$ 25,887.43 \$ 125,107.65

Schedule A totals:

\$ 1,878,862.74 \$ 1,922,125.02 \$ 539,173.79 \$ 2,462,986.21

STATE OF NEW YORK
COUNTY COURT : COUNTY OF GREENE

IN THE MATTER OF FORECLOSURE OF TAX LIENS
PURSUANT TO ARTICLE 11, TITLE 3 OF THE REAL
PROPERTY TAX LAW, BY THE COUNTY OF GREENE
LIST OF DELINQUENT TAXES (of parcels in certain
Towns in said County of Greene)

**TAX ENFORCEMENT
NOTIFICATION
Index No. 16-0902**

Parcel Assessed to: _____

Town Code: _____
Parcel ID: _____
Location: _____
Assessment: _____
Acreage: _____

To the party whom the enclosed notice is addressed:

You are presumed to own or have a legal interest in the parcel of real property described above.

A proceeding to foreclose on such property based upon the failure to pay real property taxes has been commenced. Foreclosure will result in the loss of ownership of such property and all rights in that property.

To avoid loss of ownership or any other rights in the property, all unpaid taxes and other legal charges must be paid prior to **Tuesday, May 15, 2018** or you must interpose a duly verified answer in the proceeding. You may make payment to: Greene County Treasurer at Greene County Treasurer's Office, 411 Main Street, P.O. Box 191, Catskill, NY 12414 in the amount of all such unpaid taxes and charges prior to that date. You may wish to contact an attorney to protect your rights.

After **Tuesday, May 15, 2018** a court will transfer the title of the property to the County of Greene by means of a court judgment in foreclosure by default. Should you have any questions regarding this notice, please call the Greene County Treasurer's Office at (518) 719-3527.

Dated: February 15, 2018

TAX ENFORCEMENT NOTIFICATION



Marilyn Farrell, County Clerk

2016-902

02/15/2018 01:49:47 PM

Clerk: VEP